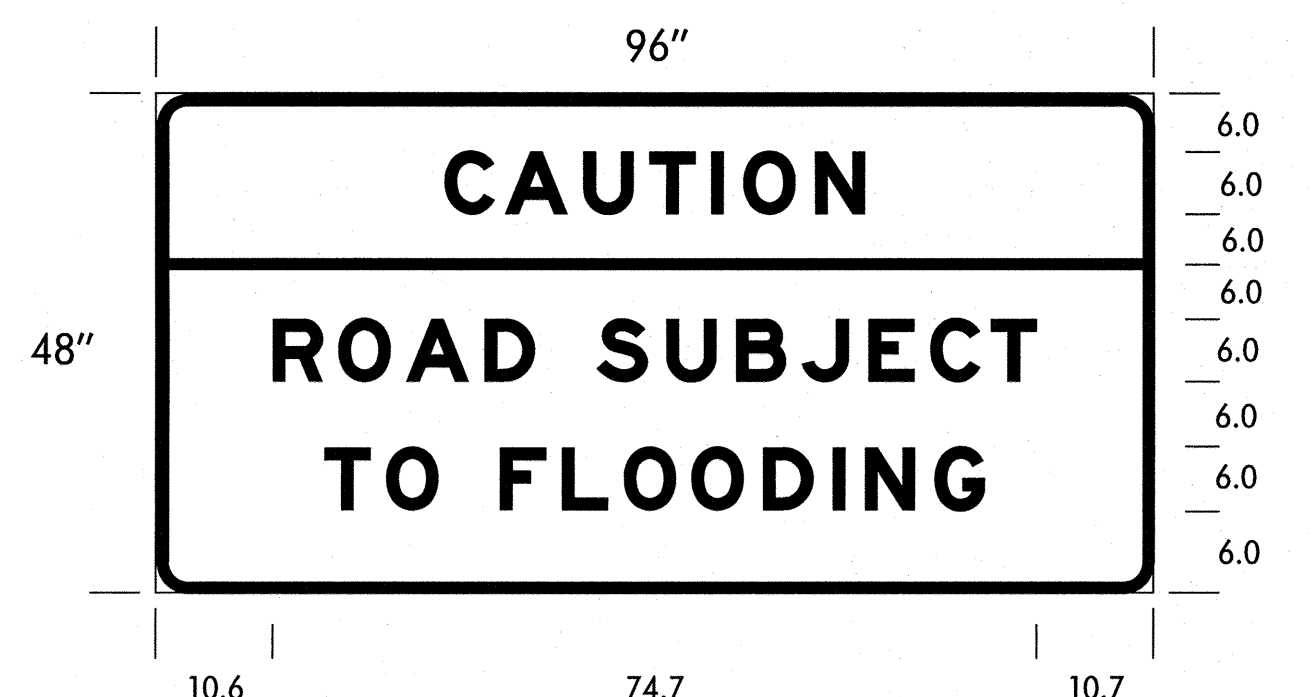
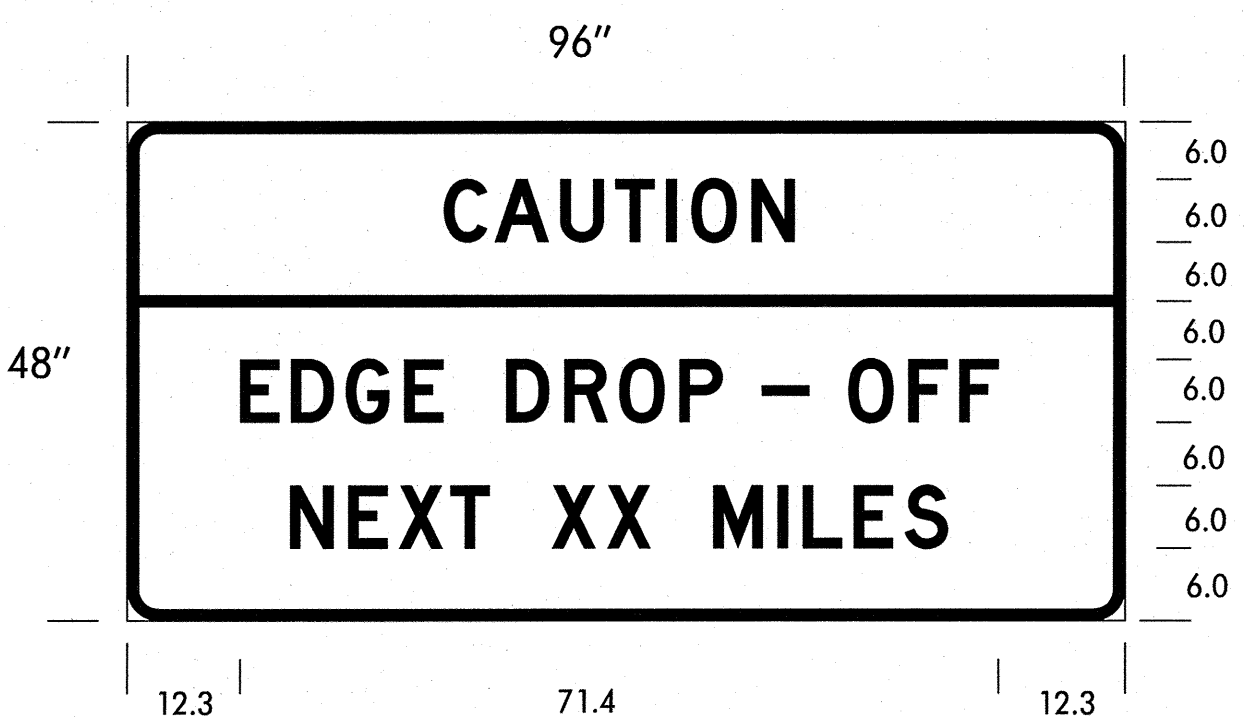


DESCRIPTION	REVISIONS	DATE
CHANGED MOUNTING DESCRIPTION		3/16/2011



SIGN	CONSTRUCTION SIGN-7
WIDTH x HEIGHT	96' x 48'
BORDER WIDTH	2"
CORNER RADIUS	3"
MOUNTING	GROUND
BACKGROUND	TYPE: REFLECTIVE COLOR: ORANGE
LEGEND/BORDER	TYPE: NON-REFLECTIVE COLOR: BLACK



SIGN	CONSTRUCTION SIGN-8
WIDTH x HEIGHT	96' x 48'
BORDER WIDTH	2"
CORNER RADIUS	3"
MOUNTING	GROUND
BACKGROUND	TYPE: REFLECTIVE COLOR: ORANGE
LEGEND/BORDER	TYPE: NON-REFLECTIVE COLOR: BLACK

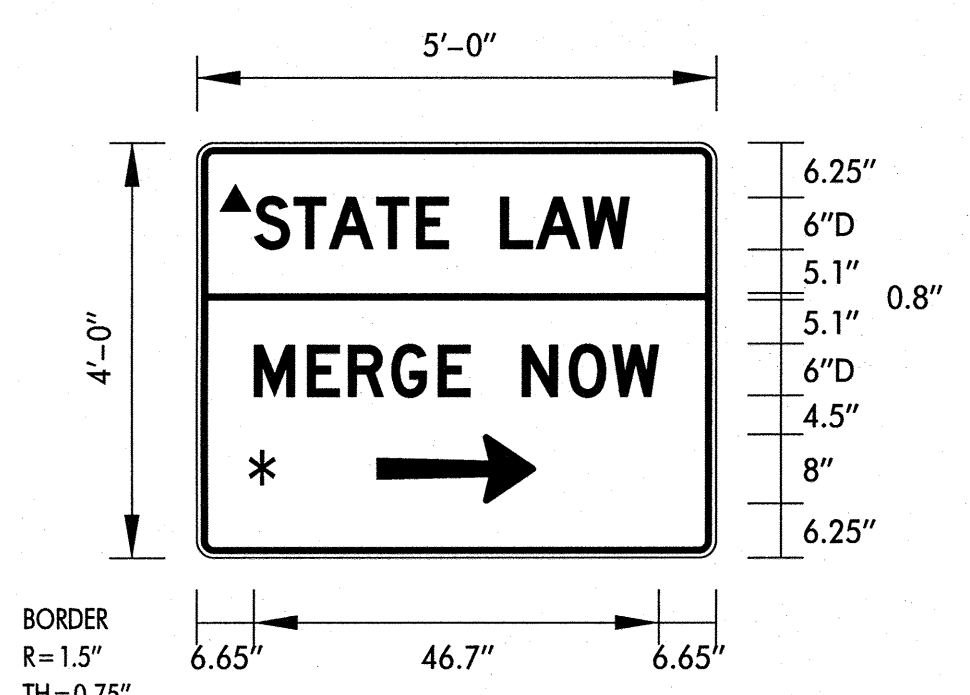


SIGN	CONSTRUCTION SIGN-9
WIDTH x HEIGHT	96' x 48'
BORDER WIDTH	2"
CORNER RADIUS	3"
MOUNTING	GROUND
BACKGROUND	TYPE: REFLECTIVE COLOR: ORANGE
LEGEND/BORDER	TYPE: NON-REFLECTIVE COLOR: BLACK

HT FONT	LETTER SPACINGS													LEN
6.0	C	A	U	T	I	O	N							40.6
D	28.0	5.9	7.6	6.3	6.0	3.5	6.5	4.8	27.9					96.0
6.0	R	O	A	D	S	U	B	J	E	C	T			74.7
D	10.6	6.3	6.5	7.6	4.8	6.0	6.7	6.3	6.3	6.0	5.9	6.0	10.7	96.0
6.0	T	O	F	L	O	O	D	I	N	G				63.3
D	16.3	6.0	6.5	6.0	6.0	6.0	6.5	6.5	4.8	3.5	6.7	4.8	16.4	96.0

HT FONT	LETTER SPACINGS													LEN		
6.0	C	A	U	T	I	O	N							40.2		
D	27.9	5.9	7.6	6.3	6.0	3.1	6.5	4.8	27.9					96.0		
6.0	E	D	G	E	D	R	O	P	-	O	F	F			71.4	
D	12.3	4.8	5.2	5.4	3.7	6.0	5.2	5.2	5.7	7.8	8.2	5.7	4.8	3.7	12.3	96.0
6.0	N	E	X	T	X	X	M	I	L	E	S				62.3	
D	16.8	5.6	4.8	4.8	3.7	6.0	5.2	4.1	6.0	6.1	2.4	4.8	4.8	4.1	16.9	96.0

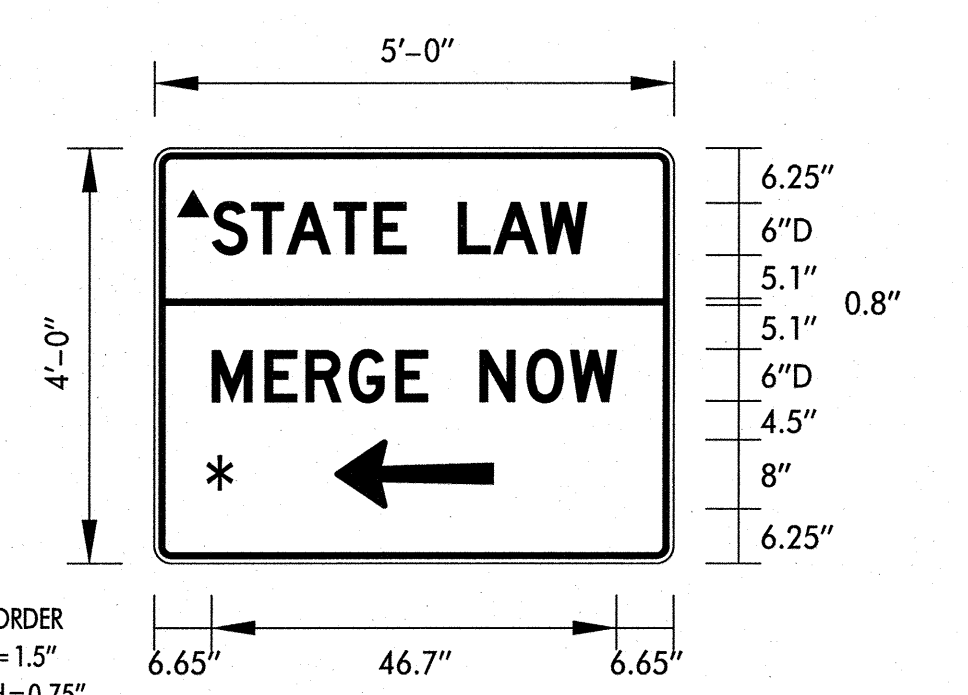
HT FONT	LETTER SPACINGS													LEN	
8.0	C	O	N	G	E	S	T	I	O	N					65.3
D	15.3	6.9	7.5	7.3	7.3	6.4	6.9	6.5	3.1	8.0	5.4	15.4		96.0	
8.0	B	E	P	R	E	P	A	R	E	D					76.3
D	9.8	7.3	5.0	8.0	7.3	7.3	6.4	7.3	8.1	7.3	5.0	7.3	9.9	96.0	
8.0	T	O	S	T	O	P								48.1	
D	23.9	6.4	5.6	8.0	6.9	6.4	7.5	7.3	24.0					96.0	



SIGN NUMBER	CONSTRUCTION SIGN-10
WIDTH x HGT.	5'-0" x 4'-0"
BORDER WIDTH	0.75"
CORNER RADIUS	1.5"
MOUNTING	Ground
SIGN AREA	20.0 Sq.Ft.
BACKGROUND	TYPE: Reflective COLOR: SEE NOTES
LEGEND/BORDER	TYPE: Reflective COLOR: Black
SYMBOL	X Y WID HT
ARLONG	20.8 6.3 8 18.4

BORDER R=1.5" TH=0.75" IN=0.5"
 ▲ BACKGROUND: REFLECTIVE WHITE
 LEGEND/BORDER: NON-REFLECTIVE BLACK
 * BACKGROUND: REFLECTIVE ORANGE
 LEGEND/BORDER: NON-REFLECTIVE BLACK
 Dimensions are in Inches.tenths
 Letter locations are paneledge to lower left corner

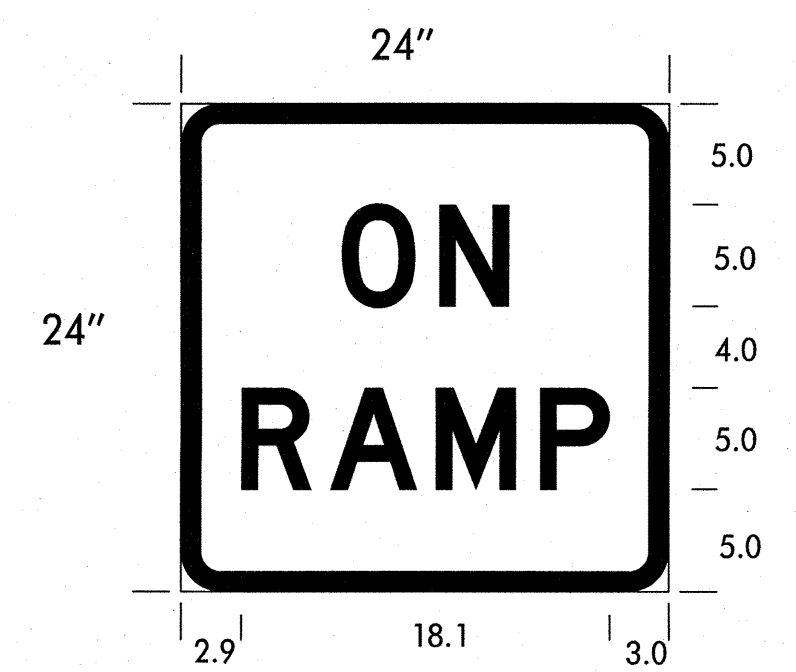
LETTER POSITIONS (X)										LENGTH	SERIESIZE
S	T	A	T	E	L	A	W				D 2000
6.6	11.2	15.3	20.7	25.4	29.1	35.1	39.2	44.6		43.3	
M	E	R	G	E	N	O	W				D 2000
6.6	12.8	17.5	22.5	27.9	31.6	37.6	43	48		46.7	



SIGN NUMBER	CONSTRUCTION SIGN-11
WIDTH x HGT.	5'-0" x 4'-0"
BORDER WIDTH	0.75"
CORNER RADIUS	1.5"
MOUNTING	Ground
SIGN AREA	20.0 Sq.Ft.
BACKGROUND	TYPE: Reflective COLOR: SEE NOTES
LEGEND/BORDER	TYPE: Reflective COLOR: Black
SYMBOL	X Y WID HT
ARLONG	20.8 6.3 8 18.4

BORDER R=1.5" TH=0.75" IN=0.5"
 ▲ BACKGROUND: REFLECTIVE WHITE
 LEGEND/BORDER: NON-REFLECTIVE BLACK
 * BACKGROUND: REFLECTIVE ORANGE
 LEGEND/BORDER: NON-REFLECTIVE BLACK
 Dimensions are in Inches.tenths
 Letter locations are paneledge to lower left corner


LETTER POSITIONS (X)										LENGTH	SERIESIZE
S	T	A	T	E	L	A	W				D 2000
6.6	11.2	15.3	20.7	25.4	29.1	35.1	39.2	44.6		43.3	
M	E	R	G	E	N	O	W				D 2000
6.6	12.8	17.5	22.5	27.9	31.6	37.6	43	48		46.7	



SIGN	CONSTRUCTION SIGN-12
WIDTH x HEIGHT	24' x 24'
BORDER WIDTH	1"
CORNER RADIUS	2"
MOUNTING	GROUND
BACKGROUND	TYPE: REFLECTIVE COLOR: ORANGE
LEGEND/BORDER	TYPE: NON-REFLECTIVE COLOR: BLACK

HT FONT	LETTER SPACINGS						LEN
5.0	O	N					8.2
D	7.9	4.8	3.4	7.9			24.0
5.0	R	A	M	P			18.1
D	2.9	4.4	5.2	3.4	3.0		24.0

BASIS OF PAYMENT		
ITEM NO.	ITEM	UNIT
880(B)	CONSTRUCTION SIGNS	SD



APPROVED BY TRAFFIC ENGINEER: *David Smith* DATE: 3/21/11

TRAFFIC STANDARD
 TRAFFIC CONTROL STANDARD
 CONSTRUCTION SIGNS

2009 SPECIFICATIONS

\$\$\$dne\$\$\$