



TURN LEFT

W1-1(L) 48 x 48 16.00 SF

COLOR:
SYMBOL AND BORDER:
BLACK (NON-REFLECTORIZED)
BACKGROUND:
FLUORESCENT ORANGE
(REFLECTORIZED)



TURN RIGHT

W1-1(R) 48 x 48 16.00 SF

COLOR:
SYMBOL AND BORDER:
BLACK (NON-REFLECTORIZED)
BACKGROUND:
FLUORESCENT ORANGE
(REFLECTORIZED)



CURVE LEFT

W1-2(L) 48 x 48 16.00 SF

COLOR:
SYMBOL AND BORDER:
BLACK (NON-REFLECTORIZED)
BACKGROUND:
FLUORESCENT ORANGE
(REFLECTORIZED)



CURVE RIGHT

W1-2(R) 48 x 48 16.00 SF

COLOR:
SYMBOL AND BORDER:
BLACK (NON-REFLECTORIZED)
BACKGROUND:
FLUORESCENT ORANGE
(REFLECTORIZED)



LEFT REVERSE TURN

W1-3(L) 48 x 48 16.00 SF

COLOR:
SYMBOL AND BORDER:
BLACK (NON-REFLECTORIZED)
BACKGROUND:
FLUORESCENT ORANGE
(REFLECTORIZED)



RIGHT REVERSE TURN

W1-3(R) 48 x 48 16.00 SF

COLOR:
SYMBOL AND BORDER:
BLACK (NON-REFLECTORIZED)
BACKGROUND:
FLUORESCENT ORANGE
(REFLECTORIZED)



LEFT REVERSE CURVE

W1-4(L) 48 x 48 16.00 SF

COLOR:
SYMBOL AND BORDER:
BLACK (NON-REFLECTORIZED)
BACKGROUND:
FLUORESCENT ORANGE
(REFLECTORIZED)



RIGHT REVERSE CURVE

W1-4(R) 48 x 48 16.00 SF

COLOR:
SYMBOL AND BORDER:
BLACK (NON-REFLECTORIZED)
BACKGROUND:
FLUORESCENT ORANGE
(REFLECTORIZED)



LEFT REVERSE CURVE

W1-4B(L) 48 x 48 16.00 SF


COLOR:
SYMBOL AND BORDER:
BLACK (NON-REFLECTORIZED)
BACKGROUND:
FLUORESCENT ORANGE
(REFLECTORIZED)



RIGHT REVERSE CURVE

W1-4B(R) 48 x 48 16.00 SF

COLOR:
SYMBOL AND BORDER:
BLACK (NON-REFLECTORIZED)
BACKGROUND:
FLUORESCENT ORANGE
(REFLECTORIZED)



LEFT REVERSE CURVE

W1-4C(L) 48 x 48 16.00 SF


COLOR:
SYMBOL AND BORDER:
BLACK (NON-REFLECTORIZED)
BACKGROUND:
FLUORESCENT ORANGE
(REFLECTORIZED)



RIGHT REVERSE CURVE

W1-4C(R) 48 x 48 16.00 SF


COLOR:
SYMBOL AND BORDER:
BLACK (NON-REFLECTORIZED)
BACKGROUND:
FLUORESCENT ORANGE
(REFLECTORIZED)



ARROW

W1-6 48 x 24 8.00 SF
W1-6E 60 x 30 12.50 SF

COLOR:
SYMBOL AND BORDER:
BLACK (NON-REFLECTORIZED)
BACKGROUND:
FLUORESCENT ORANGE
(REFLECTORIZED)



DOUBLE ARROW

W1-7 48 x 24 8.00 SF
W1-7E 60 x 30 12.50 SF

COLOR:
SYMBOL AND BORDER:
BLACK (NON-REFLECTORIZED)
BACKGROUND:
FLUORESCENT ORANGE
(REFLECTORIZED)

DESCRIPTION REVISIONS DATE

NOTES:
WORD SIGNS MAY BE USED IF SYMBOL SIGNS ARE NOT AVAILABLE EITHER IN "STANDARD HIGHWAY SIGNS MANUAL" OR IN THE "MANUAL ON UNIFORM TRAFFIC CONTROL DEVICES" (MUTCD) (CURRENT EDITION).

ALL DIAMOND SHAPE CONSTRUCTION WARNING SIGNS SHALL BE 48 INCHES X 48 INCHES UNLESS OTHERWISE NOTED IN THE PLANS.

* SUPPLEMENTAL SIGNS SHALL ONLY BE USED IN CONJUNCTION WITH DIAMOND SHAPE CONSTRUCTION WARNING SIGNS. THE SIZE OF SUPPLEMENTAL SIGNS SHALL BE APPROPRIATE FOR USE WITH A 48 INCH X 48 INCH WARNING SIGN UNLESS OTHERWISE NOTED IN THE PLANS.

BASIS OF PAYMENT

ITEM NO.	ITEM	UNIT
880(B)	CONSTRUCTION SIGNS	SD



APPROVED BY TRAFFIC ENGINEER: *David Smith* DATE: 01/23/10

TRAFFIC STANDARD

TRAFFIC CONTROL STANDARD CONSTRUCTION SIGNS

2009 SPECIFICATIONS

TCS10-1 00 T-510