

DESCRIPTION	REVISIONS	DATE



STOP

R1-1 30 x 30 5.18 SF  
R1-1E 36 x 36 7.46 SF  
R1-1F 48 x 48 13.26 SF


COLOR:  
LEGEND AND BORDER:  
WHITE (REFLECTORIZED)  
BACKGROUND:  
RED (TRANSPARENT REFLECTORIZED)



YIELD

R1-2 36 x 36 x 36 3.90 SF  
R1-2E 48 x 48 x 48 6.93 SF  
R1-2F 60 x 60 x 60 10.83 SF

COLOR:  
LEGEND AND BORDER:  
RED (TRANSPARENT REFLECTORIZED)  
BACKGROUND:  
WHITE (REFLECTORIZED)



SPEED LIMIT

R2-1( )<sup>SPEED</sup> 24 x 30 5.00 SF  
R2-1E( ) 36 x 48 12.00 SF  
R2-1F( ) 48 x 60 20.00 SF

COLOR:  
LEGEND AND BORDER:  
BLACK (NON-REFLECTORIZED)  
BACKGROUND:  
WHITE (REFLECTORIZED)



NO RIGHT TURN

R3-1 24 x 24 4.00 SF  
R3-1E 36 x 36 9.00 SF  
R3-1F 48 x 48 16.00 SF

COLOR:  
ARROW AND BORDER:  
BLACK (NON-REFLECTORIZED)  
CIRCLE AND DIAGONAL:  
RED (TRANSPARENT REFLECTORIZED)  
BACKGROUND:  
WHITE (REFLECTORIZED)



NO LEFT TURN

R3-2 24 x 24 4.00 SF  
R3-2E 36 x 36 9.00 SF  
R3-2F 48 x 48 16.00 SF


COLOR:  
ARROW AND BORDER:  
BLACK (NON-REFLECTORIZED)  
CIRCLE AND DIAGONAL:  
RED (TRANSPARENT REFLECTORIZED)  
BACKGROUND:  
WHITE (REFLECTORIZED)



KEEP RIGHT SIGN

R4-7 24 x 30 5.00 SF  
R4-7E 36 x 48 12.00 SF  
R4-7F 48 x 60 20.00 SF

COLOR:  
LEGEND AND BORDER:  
BLACK (NON-REFLECTORIZED)  
BACKGROUND:  
WHITE (REFLECTORIZED)



KEEP LEFT SIGN

R4-8 24 x 30 5.00 SF  
R4-8E 36 x 48 12.00 SF  
R4-8F 48 x 60 20.00 SF


COLOR:  
LEGEND AND BORDER:  
BLACK (NON-REFLECTORIZED)  
BACKGROUND:  
WHITE (REFLECTORIZED)



KEEP RIGHT

R4-7a(R) 24 x 30 5.00 SF  
R4-7a(R)E 36 x 48 12.00 SF  
R4-7a(R)F 48 x 60 20.00 SF

COLOR:  
LEGEND AND BORDER:  
BLACK (NON-REFLECTORIZED)  
BACKGROUND:  
WHITE (REFLECTORIZED)



KEEP LEFT

R4-7a(L) 24 x 30 5.00 SF  
R4-7a(L)E 36 x 48 12.00 SF  
R4-7a(L)F 48 x 60 20.00 SF

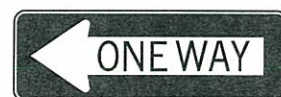
COLOR:  
LEGEND AND BORDER:  
BLACK (NON-REFLECTORIZED)  
BACKGROUND:  
WHITE (REFLECTORIZED)



DO NOT ENTER

R5-1 30 x 30 6.25 SF  
R5-1E 36 x 36 9.00 SF  
R5-1F 48 x 48 16.00 SF

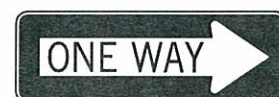
COLOR:  
SYMBOL: :  
RED (TRANSPARENT REFLECTORIZED)  
LEGEND AND BACKGROUND: :  
WHITE (REFLECTORIZED)



ONE WAY

R6-1(L) 36 x 12 3.00 SF  
R6-1E(L) 54 x 18 6.75 SF  
R6-1F(L) 54 x 18 6.75 SF

COLOR:  
ARROW AND BORDER:  
WHITE (NON-REFLECTORIZED)  
LEGEND AND BACKGROUND:  
BLACK (REFLECTORIZED)



ONE WAY

R6-1(R) 36 x 12 3.00 SF  
R6-1E(R) 54 x 18 6.75 SF  
R6-1F(R) 54 x 18 6.75 SF

COLOR:  
ARROW AND BORDER:  
WHITE (NON-REFLECTORIZED)  
LEGEND AND BACKGROUND:  
BLACK (REFLECTORIZED)



STOP HERE ON RED

R10-6 24 x 36 6.00 SF

COLOR:  
LEGEND AND BORDER:  
BLACK (NON-REFLECTORIZED)  
BACKGROUND:  
WHITE (REFLECTORIZED)

NOTES:  
WORD SIGNS MAY BE USED IF SYMBOL SIGNS ARE NOT AVAILABLE EITHER IN "STANDARD HIGHWAY SIGNS MANUAL" OR IN THE "MANUAL ON UNIFORM TRAFFIC CONTROL DEVICES" (MUTCD) (CURRENT EDITION).

BASIS OF PAYMENT		
ITEM NO.	ITEM	UNIT
880(B)	CONSTRUCTION SIGNS	SD



APPROVED BY  
TRAFFIC ENGINEER *David J. Smith* DATE 6/23/10

TRAFFIC STANDARD  
TRAFFIC CONTROL STANDARD  
CONSTRUCTION SIGNS