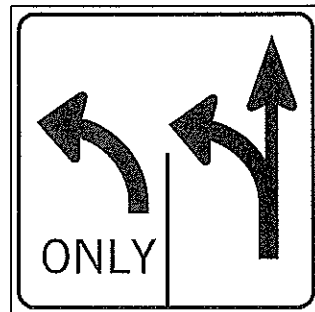



DESCRIPTION	REVISIONS	DATE

MATERIAL SPECIFICATIONS


1. MAST ARM MOUNTED SIGNS SHALL HAVE TYPE III SHEETING. INSTALLATION AND MANUFACTURE OF THESE SIGNS SHALL BE IN ACCORDANCE WITH THE "MANUAL ON UNIFORM TRAFFIC CONTROL DEVICES" AND "STANDARD HIGHWAY SIGNS" LATEST REVISIONS.




R3-8
36" x 36"
9.0 S.F.




R3-8a
36" x 36"
9.0 S.F.



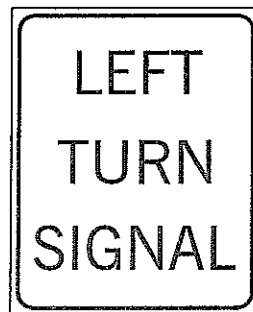
R3-8b
36" x 36"
9.0 S.F.



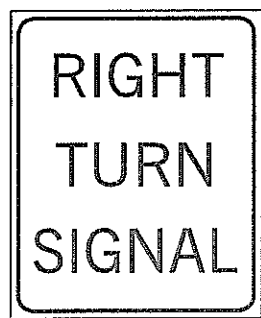
R3-8c
36" x 36"
9.0 S.F.




R3-8d
36" x 36"
9.0 S.F.



R10-10L
30" x 36"
7.5 S.F.




R10-10R
30" x 36"
7.5 S.F.



R10-12
30" x 36"
7.5 S.F.

BASIS OF PAYMENT		
ITEM NO.	ITEM	UNIT
850(A)	SHEET ALUMINUM SIGNS	SF



APPROVED BY
TRAFFIC ENGINEER *[Signature]* DATE: 2/6/10

TRAFFIC STANDARD
TRAFFIC SIGNAL STANDARD SIGNS
(MAST ARM MOUNTED)

2009 SPECIFICATIONS

TSSS1-1 00
T-205