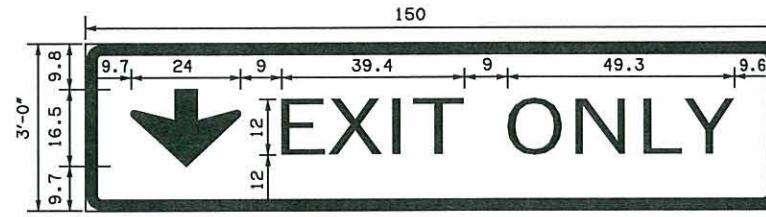


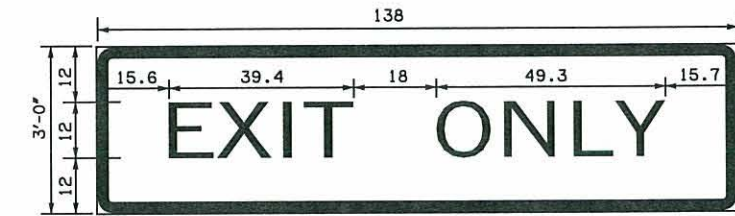
E11-1

RADIUS _____ 3"
 BORDER _____ 2"
 SQ. FT. _____ VAR.
 LEGEND & BORDER _____ BLACK NON-REFLECTORIZED
 BACKGROUND _____ FLUORESCENT YELLOW REFLECTORIZED



E11-1 (SPECIAL)

RADIUS _____ 3"
 BORDER _____ 2"
 SQ. FT. _____ 37.50'
 LEGEND & BORDER _____ BLACK NON-REFLECTORIZED
 BACKGROUND _____ FLUORESCENT YELLOW REFLECTORIZED



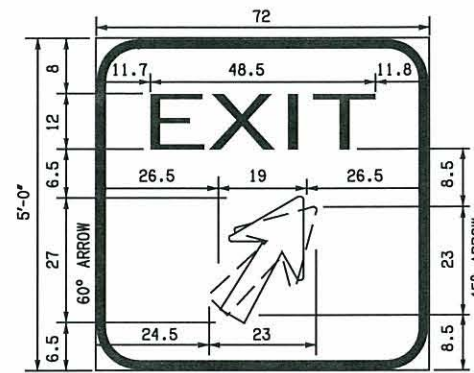
E11-1c

RADIUS _____ 3"
 BORDER _____ 2"
 SQ. FT. _____ 34.50'
 LEGEND & BORDER _____ BLACK NON-REFLECTORIZED
 BACKGROUND _____ FLUORESCENT YELLOW REFLECTORIZED



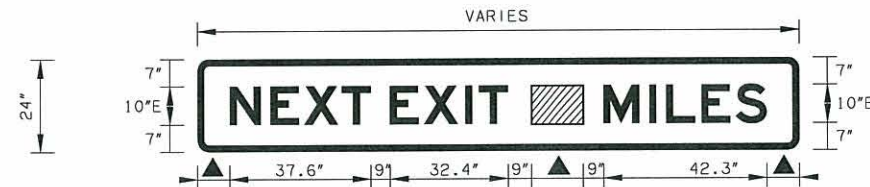
E5-1a

RADIUS _____ 6"
 BORDER _____ 2"
 SQ. FT. _____ VAR.
 BACKGROUND _____ GREEN REFLECTORIZED (TYPE III)
 LEGEND & BORDER _____ WHITE (TYPE VII)



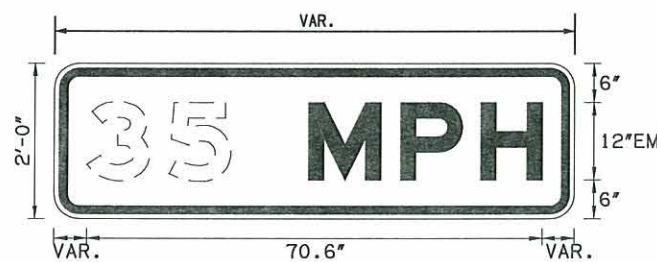
E5-1

RADIUS _____ 6"
 BORDER _____ 2"
 SQ. FT. _____ 33.00'
 BACKGROUND _____ GREEN REFLECTORIZED (TYPE III)
 LEGEND & BORDER _____ WHITE (TYPE VII)



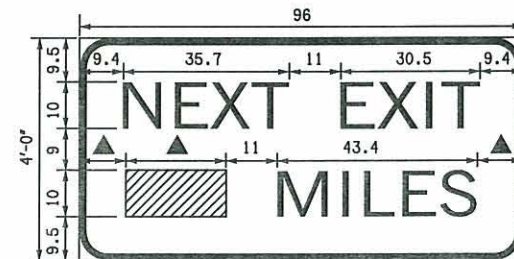
II-17C

RADIUS _____ 3"
 BORDER _____ 1.75"
 SQ. FT. _____ VAR.
 BACKGROUND _____ GREEN REFLECTORIZED (TYPE III)
 LEGEND & BORDER _____ WHITE (TYPE VII)



E13-1

RADIUS _____ 3"
 BORDER _____ 2"
 SQ. FT. _____ VAR.
 BACKGROUND _____ FLUORESCENT YELLOW REFLECTORIZED
 LEGEND & BORDER _____ BLACK NON-REFLECTORIZED



II-17

RADIUS _____ 6"
 BORDER _____ 1-1/8"
 SQ. FT. _____ 32.00'
 BACKGROUND _____ GREEN REFLECTORIZED (TYPE III)
 LEGEND & BORDER _____ WHITE (TYPE VII)

NOTES:

▲ DIMENSIONS VARY WITH THE NUMBER OF MILES AND SHOULD BE ADJUSTED TO BALANCE THE SPACE FROM THE BEGINNING AND END OF THE MESSAGE TO THE EDGE OF THE SIGN.

ALL DIMENSIONS ARE IN INCHES UNLESS OTHERWISE SPECIFIED.

BASIS OF PAYMENT		
ITEM NO.	ITEM	UNIT
850(B)	EXTRUDED ALUMINUM PANEL SIGNS	SF



APPROVED BY
 TRAFFIC ENGINEER: *[Signature]* DATE: 8/1/10

TRAFFIC STANDARD

STANDARD INTERSTATE INFORMATIONAL SIGNS
 (EXIT SIGNS)