

DESCRIPTION	REVISIONS	DATE
-------------	-----------	------



LEFT LANE MUST TURN LEFT
 R3-7(L) 30 x 30 6.25 SF
 R3-7(L)E 36 x 36 9.00 SF

COLOR:
 LEGEND AND BORDER:
 BLACK (NON-REFLECTORIZED)
 BACKGROUND:
 WHITE (REFLECTORIZED)



RIGHT LANE MUST TURN RIGHT
 R3-7(R) 30 x 30 6.25 SF
 R3-7(R)E 36 x 36 9.00 SF

COLOR:
 LEGEND AND BORDER:
 BLACK (NON-REFLECTORIZED)
 BACKGROUND:
 WHITE (REFLECTORIZED)



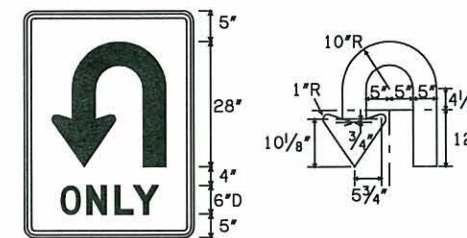
LANE-LEFT ONLY
 R3-8(L) 30 x 30 6.25 SF
 R3-8(L)E 36 x 36 9.00 SF

COLOR:
 LEGEND AND BORDER:
 BLACK (NON-REFLECTORIZED)
 BACKGROUND:
 WHITE (REFLECTORIZED)



LANE-RIGHT ONLY
 R3-8(R) 30 x 30 6.25 SF
 R3-8(R)E 36 x 36 9.00 SF

COLOR:
 LEGEND AND BORDER:
 BLACK (NON-REFLECTORIZED)
 BACKGROUND:
 WHITE (REFLECTORIZED)



LANE-U-TURN ONLY
 R3-8(U) 36 x 48 12.00 SF

COLOR:
 LEGEND AND BORDER:
 BLACK (NON-REFLECTORIZED)
 BACKGROUND:
 WHITE (REFLECTORIZED)



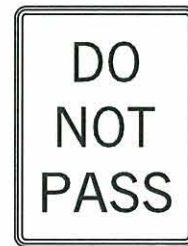
LANE RIGHT OR LEFT ONLY
 R3-9a 30 x 36 7.50 SF

COLOR:
 LEGEND AND BORDER:
 BLACK (NON-REFLECTORIZED)
 BACKGROUND:
 WHITE (REFLECTORIZED)



CENTER LANE TURN LEFT ONLY
 R3-9B 24 x 36 6.00 SF
 R3-9B(E) 36 x 48 12.00 SF

COLOR:
 LEGEND AND BORDER:
 BLACK (NON-REFLECTORIZED)
 BACKGROUND:
 WHITE (REFLECTORIZED)




DO NOT PASS
 R4-1 24 x 30 5.00 SF
 R4-1E 36 x 48 12.00 SF
 R4-1F 48 x 60 20.00 SF

COLOR:
 LEGEND AND BORDER:
 BLACK (NON-REFLECTORIZED)
 BACKGROUND:
 WHITE (REFLECTORIZED)



SLOW TRAFFIC KEEP RIGHT
 R4-3 24 x 30 5.00 SF
 R4-3E 36 x 48 12.00 SF
 R4-3F 48 x 60 20.00 SF

COLOR:
 LEGEND AND BORDER:
 BLACK (NON-REFLECTORIZED)
 BACKGROUND:
 WHITE (REFLECTORIZED)



KEEP RIGHT SIGN
 R4-7 24 x 30 5.00 SF
 R4-7E 36 x 48 12.00 SF
 R4-7F 48 x 60 20.00 SF

COLOR:
 LEGEND AND BORDER:
 BLACK (NON-REFLECTORIZED)
 BACKGROUND:
 WHITE (REFLECTORIZED)



KEEP RIGHT
 R4-7a 24 x 30 5.00 SF
 R4-7aE 36 x 48 12.00 SF
 R4-7aF 48 x 60 20.00 SF

COLOR:
 LEGEND AND BORDER:
 BLACK (NON-REFLECTORIZED)
 BACKGROUND:
 WHITE (REFLECTORIZED)



DO NOT ENTER
 R5-1 30 x 30 6.25 SF
 R5-1E 36 x 36 9.00 SF
 R5-1F 48 x 48 16.00 SF

COLOR:
 SYMBOL: :
 RED (TRANSPARENT REFLECTORIZED)
 LEGEND AND BACKGROUND: :
 WHITE (REFLECTORIZED)



WRONG WAY
 R5-1a 36 x 24 6.00 SF
 R5-1aE 36 x 24 6.00 SF
 R5-1aF 42 x 30 8.75 SF

COLOR:
 LEGEND AND BORDER:
 WHITE (REFLECTORIZED)
 BACKGROUND:
 RED (TRANSPARENT REFLECTORIZED)



NO TRUCKS
 R5-2 24 x 24 4.00 SF
 R5-2E 30 x 30 6.25 SF
 R5-2F 36 x 36 9.00 SF


COLOR:
 LEGEND AND BORDER:
 WHITE (REFLECTORIZED)
 BACKGROUND:
 RED (TRANSPARENT REFLECTORIZED)



ONE WAY

R6-1(L) 36 x 12 3.00 SF
 R6-1E(L) 54 x 18 6.75 SF


COLOR:
 ARROW AND BORDER:
 WHITE (REFLECTORIZED)
 LEGEND AND BACKGROUND:
 BLACK (NON-REFLECTORIZED)



ONE WAY

R6-1(R) 36 x 12 3.00 SF
 R6-1E(R) 54 x 18 6.75 SF

BASIS OF PAYMENT		
ITEM NO.	ITEM	UNIT
850(A)	SHEET ALUMINUM SIGNS	SF



APPROVED BY TRAFFIC ENGINEER: *David G. Smith* DATE: 8/5/10

TRAFFIC STANDARD REGULATORY SIGN DETAILS (R-SERIES)