


| DESCRIPTION | REVISIONS | DATE |
|----------------------------|-----------|---------|
| FLUORESCENT ORANGE & NOTES | | 6/27/08 |



TURN RIGHT

CW1-1(R) 48 x 48 16.00 SF

COLOR:
SYMBOL AND BORDER:
BLACK (NON-REFLECTORIZED)
BACKGROUND:
FLUORESCENT ORANGE
(REFLECTORIZED)



CURVE LEFT

CW1-2(L) 48 x 48 16.00 SF


COLOR:
SYMBOL AND BORDER:
BLACK (NON-REFLECTORIZED)
BACKGROUND:
FLUORESCENT ORANGE
(REFLECTORIZED)



CURVE RIGHT

CW1-2(R) 48 x 48 16.00 SF


COLOR:
SYMBOL AND BORDER:
BLACK (NON-REFLECTORIZED)
BACKGROUND:
FLUORESCENT ORANGE
(REFLECTORIZED)



LEFT REVERSE TURN

CW1-3(L) 48 x 48 16.00 SF

COLOR:
SYMBOL AND BORDER:
BLACK (NON-REFLECTORIZED)
BACKGROUND:
FLUORESCENT ORANGE
(REFLECTORIZED)



RIGHT REVERSE TURN

CW1-3(R) 48 x 48 16.00 SF


COLOR:
SYMBOL AND BORDER:
BLACK (NON-REFLECTORIZED)
BACKGROUND:
FLUORESCENT ORANGE
(REFLECTORIZED)



LEFT REVERSE CURVE

CW1-4(L) 48 x 48 16.00 SF


COLOR:
SYMBOL AND BORDER:
BLACK (NON-REFLECTORIZED)
BACKGROUND:
FLUORESCENT ORANGE
(REFLECTORIZED)



RIGHT REVERSE CURVE

CW1-4(R) 48 x 48 16.00 SF


COLOR:
SYMBOL AND BORDER:
BLACK (NON-REFLECTORIZED)
BACKGROUND:
FLUORESCENT ORANGE
(REFLECTORIZED)



LEFT REVERSE CURVE

CW1-4B(L) 48 x 48 16.00 SF


COLOR:
SYMBOL AND BORDER:
BLACK (NON-REFLECTORIZED)
BACKGROUND:
FLUORESCENT ORANGE
(REFLECTORIZED)



RIGHT REVERSE CURVE

CW1-4B(R) 48 x 48 16.00 SF


COLOR:
SYMBOL AND BORDER:
BLACK (NON-REFLECTORIZED)
BACKGROUND:
FLUORESCENT ORANGE
(REFLECTORIZED)



LEFT REVERSE CURVE

CW1-4C(L) 48 x 48 16.00 SF


COLOR:
SYMBOL AND BORDER:
BLACK (NON-REFLECTORIZED)
BACKGROUND:
FLUORESCENT ORANGE
(REFLECTORIZED)



RIGHT REVERSE CURVE

CW1-4C(R) 48 x 48 16.00 SF


COLOR:
SYMBOL AND BORDER:
BLACK (NON-REFLECTORIZED)
BACKGROUND:
FLUORESCENT ORANGE
(REFLECTORIZED)



ARROW

CW1-6 48 x 24 8.00 SF
CW1-6E 60 x 30 12.50 SF


COLOR:
SYMBOL AND BORDER:
BLACK (NON-REFLECTORIZED)
BACKGROUND:
FLUORESCENT ORANGE
(REFLECTORIZED)



DOUBLE ARROW

CW1-7 48 x 24 8.00 SF
CW1-7E 60 x 30 12.50 SF

COLOR:
SYMBOL AND BORDER:
BLACK (NON-REFLECTORIZED)
BACKGROUND:
FLUORESCENT ORANGE
(REFLECTORIZED)



CHEVRON

CW1-8 18 x 24 3.00 SF
CW1-8E 30 x 36 7.50 SF
CW1-8F 36 x 48 12.00 SF

COLOR:
SYMBOL AND BORDER:
BLACK (NON-REFLECTORIZED)
BACKGROUND:
FLUORESCENT ORANGE
(REFLECTORIZED)

NOTES:
WORD SIGNS MAY BE USED IF SYMBOL SIGNS ARE NOT AVAILABLE EITHER IN "STANDARD HIGHWAY SIGNS MANUAL" OR IN THE "MANUAL ON UNIFORM TRAFFIC CONTROL DEVICES" (MUTCD) (CURRENT EDITION).

ALL DIAMOND SHAPE CONSTRUCTION WARNING SIGNS SHALL BE 48 INCHES X 48 INCHES UNLESS OTHERWISE NOTED IN THE PLANS.

| BASIS OF PAYMENT | | |
|------------------|--------------------|------|
| ITEM NO. | ITEM | UNIT |
| 880.06(B) | CONSTRUCTION SIGNS | SD |

APPROVED BY TRAFFIC ENGINEER *David Smith* DATE 6/30/08

OKLAHOMA DEPT. OF TRANSPORTATION
TRAFFIC STANDARD (ENGLISH)
TRAFFIC CONTROL STANDARD
CONSTRUCTION SIGNS

1999 SPECIFICATIONS TCS8-1C 01E
T-508CE

TRFPC36 U:\Traffic\TRAFFIC-STD-CURRENT\TRAF-CTRL\REVISION\TSOURCE.TCS8-1C-01E.dgn 11/4/2008 AM 6/27/2008