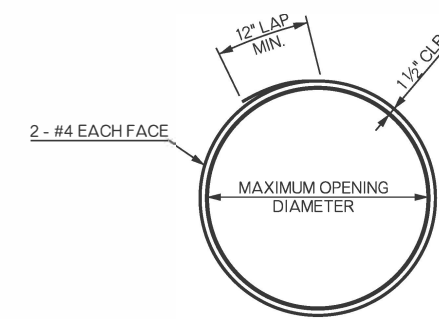


MANHOLE STRUCTURE SIZING DETAIL

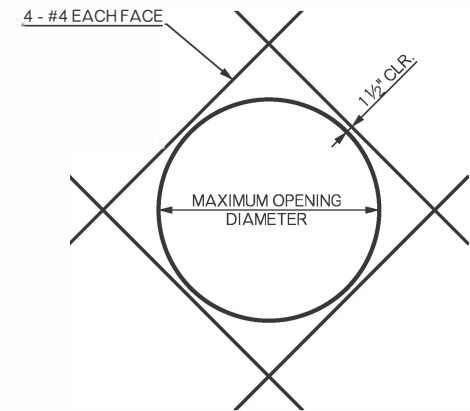
MANHOLE STRUCTURE SIZE SCHEDULE			
MANHOLE INSIDE DIAMETER	90° DEFLECTION	135° DEFLECTION	180° DEFLECTION
48"	18"	27"	30"
60"	27"	36"	42"
72"	33"	48"	48"

NOTE: DIAMETER SHOWN IN MANHOLE STRUCTURE SIZE SCHEDULE IS THE INTERNAL PIPE DIAMETER. TABLE VALUES ARE DETERMINED BY ASSUMING ADJOINING PIPES ARE EQUAL IN DIAMETER AND ARE THE MAXIMUM SIZE ALLOWED FOR ADJOINING PIPES OF EQUAL DIAMETER. PIPES MAY HAVE DIFFERENT DIAMETERS THAN SHOWN IN THE TABLE AS LONG AS THEY PROVIDE A MINIMUM STRUCTURAL LEG OF 6 INCHES.

FOR STRUCTURES WITH DIFFERENT DEFLECTION ANGLES, PIPE DIAMETERS, OR COMBINATIONS REFER TO THE NATIONAL PRECAST CONCRETE ASSOCIATION MANHOLE SIZING RECOMMENDATIONS AT: <https://precast.org/wp-content/uploads/2014/08/Precast-concrete-manhole-sizing-recommendations.pdf>

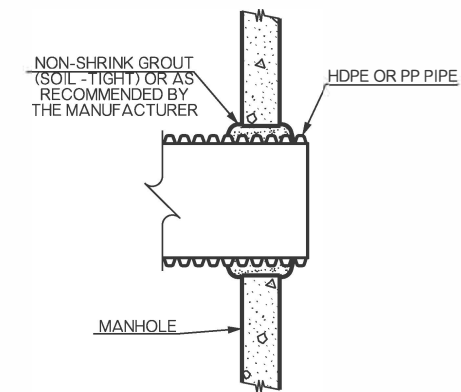


CIRCULAR



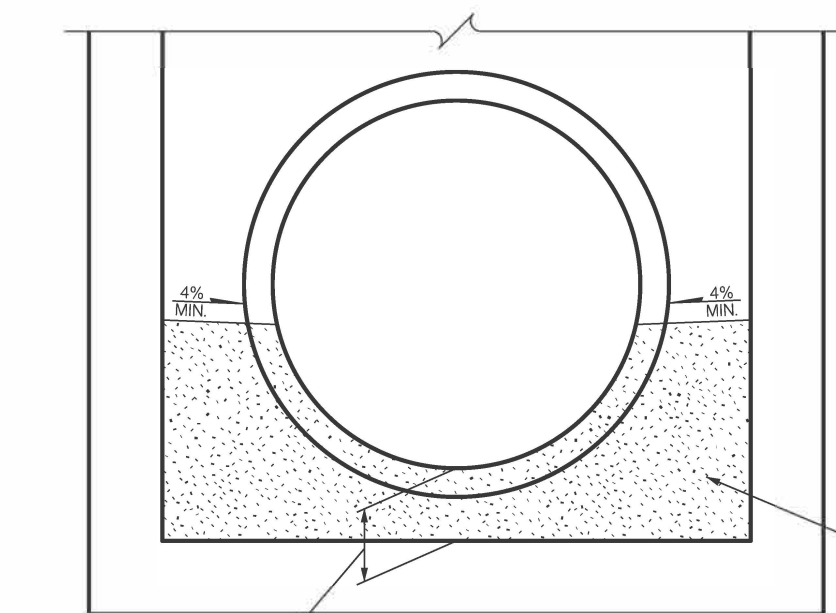
DIAMOND

TYPICAL PIPE PENETRATION  
NOTE: ADDITIONAL REINFORCING SHOWN IS AT THE DISCRETION OF THE MANUFACTURER.



CONNECTION DETAIL

NOTE: HDPE PIPE SHOWN, RCP SIMILAR. ALTERNATIVELY, THE MANUFACTURER MAY PROVIDE BOOTS MEETING ASTM D2321 AND ASTM C923 FOR HDPE OR PP PIPE.



SEE ASTM C478 FOR INVERT DIMENSION REQUIREMENTS

BENCHING DETAIL

CONTRACTOR TO POUR BENCHING AT DIRECTION OF ENGINEER

APPROVED BY ROADWAY ENGINEER: *[Signature]* DATE: 6/30/22  
ROADWAY DESIGN DIVISION STANDARD



PRECAST MANHOLE DETAILS

2019 SPECIFICATIONS