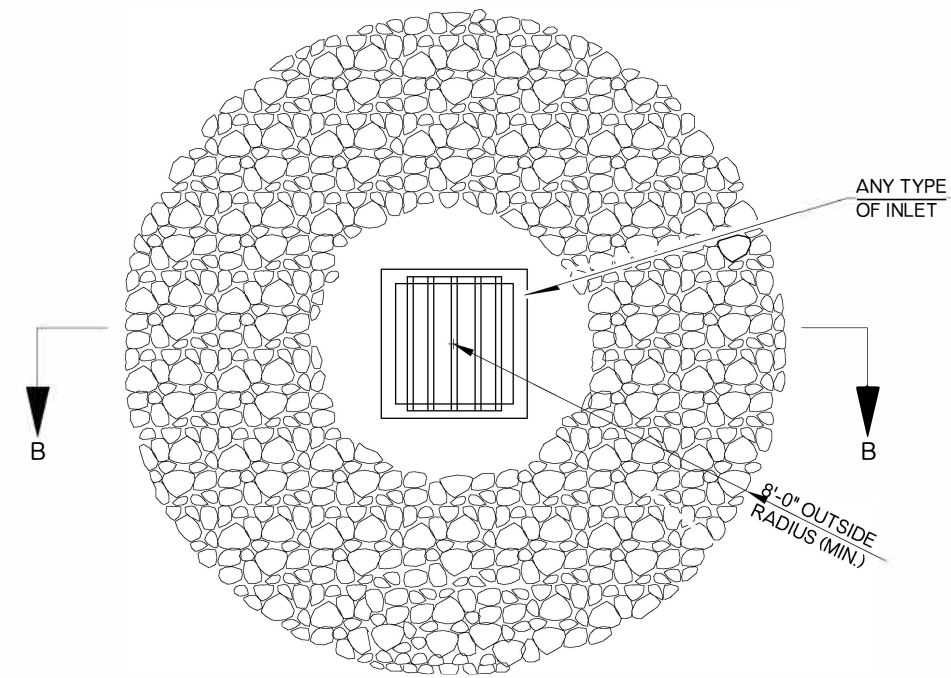
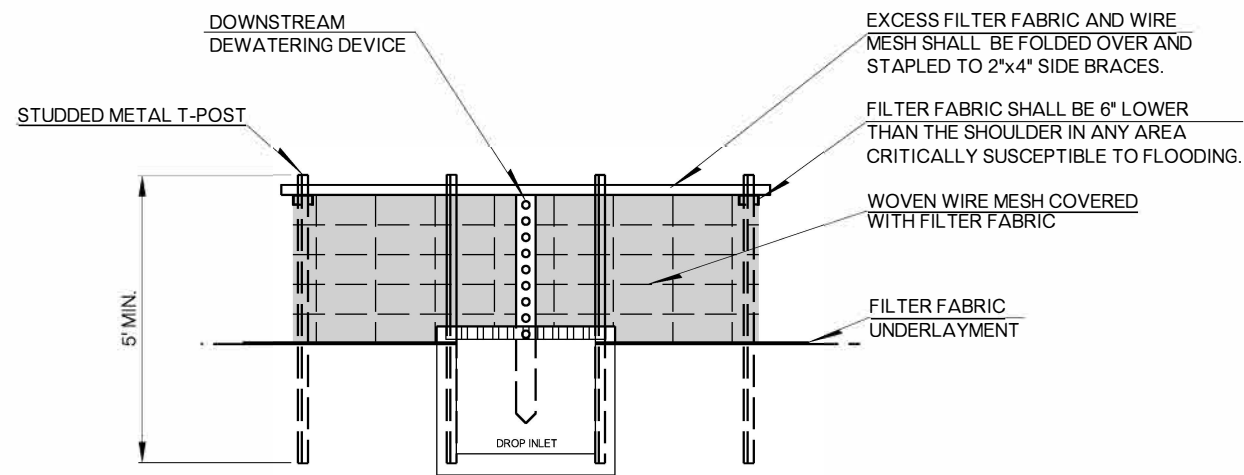


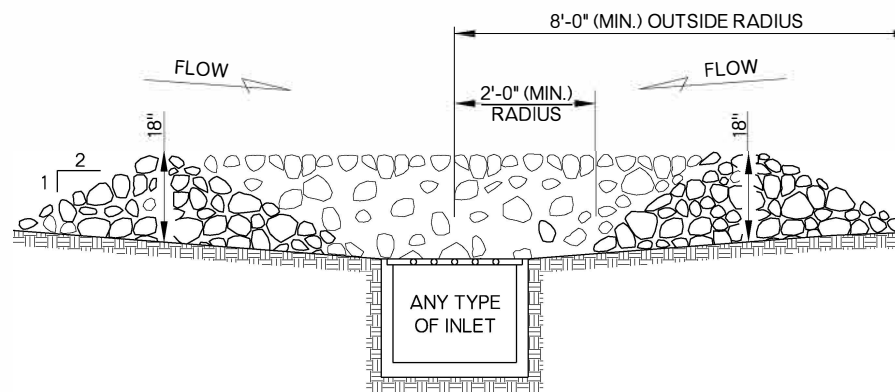
**REINFORCED SILT FENCE INLET PROTECTION**  
 MAX. Q = 5 TO 7 CFS  
 MAX. DRAIN AREA = 2 ACRES  
PLAN VIEW



**AGGREGATE INLET PROTECTION**  
 MAX. Q = 3 TO 5 CFS  
 MAX. DRAIN AREA = 1 ACRE  
PLAN VIEW



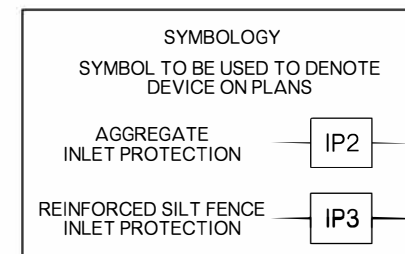
SECTION A-A



SECTION B-B

- GENERAL NOTES**
- ALL CONSTRUCTION AND MATERIAL REQUIREMENTS SHALL BE IN ACCORDANCE WITH THE 2019 ODOT STANDARD SPECIFICATIONS.
  - CONFIGURATIONS MAY BE ADJUSTED WITH APPROVAL OF THE ENGINEER FOR TRAVELWAY SAFETY, WATER FLOW, SOIL OR INSTALLATION CHALLENGES.
  - REINFORCED SILT FENCE MAY BE REQUIRED UPSLOPE OF THE INLET EXCAVATION AS DIRECTED BY THE ENGINEER.
  - IF REINFORCED SILT FENCE IS INSTALLED AROUND THE INLET EXCAVATION IT SHOULD BE PLACED IN A CONFIGURATION THAT WILL ALLOW INLET CONSTRUCTION.
  - DEWATERING HOLES IN THE DEWATERING DEVICE SHALL BE 1 TO 1 1/2 INCHES IN DIAMETER AND SPACED 2 TO 3 INCHES APART TO ALLOW FOR DEWATERING IN NO MORE THAN 48 HOURS. IF THIS DOESN'T FUNCTION PROPERLY, ANOTHER DEVICE CAN BE ADDED AT THE DIRECTION OF THE ENGINEER.
  - FASTEN DEWATERING DEVICE TO THE 2 INCHES BY 4 INCHES SIDE BRACE.
  - STAPLE FILTER FABRIC TO DEWATERING DEVICE AND CUT ACROSS SLITS IN THE FILTER FABRIC AT THE HOLE LOCATIONS TO ALLOW WATER TO FLOW THROUGH. PROVIDE FILTER FABRIC IN ACCORDANCE WITH AASHTO M 288 SPECIFICATION.
  - PRICE BID FOR THE REINFORCED SILT FENCE INLET PROTECTION WILL INCLUDE FILTER FABRIC, POSTS, WIRE MESH, WOOD BRACING, DEWATERING DEVICE AND ALL INCIDENTALS REQUIRED TO COMPLETE ITS INSTALLATION. THIS INLET PROTECTION DEVICE SHALL BE PAID FOR AS TEMPORARY INLET SEDIMENT FILTER, WITH UNITS OF EACH.
- ROCK GRADATION FOR THE AGGREGATE INLET PROTECTION (TEMPORARY SEDIMENT FILTER) SHALL BE AS FOLLOWS:
- | PERCENT PASSING | SIEVE SIZE |
|-----------------|------------|
| 100             | 4 INCH     |
| 90-100          | 3.5 INCH   |
| 25-60           | 2.5 INCH   |
| 0-15            | 1.5 INCH   |
| 0-5             | 3/4 INCH   |
- COST FOR ALL MATERIALS, LABOR AND MAINTENANCE OF THE AGGREGATE INLET PROTECTION SHALL BE PAID FOR AS TEMPORARY INLET SEDIMENT FILTER, WITH UNITS OF EACH.
  - INLET PROTECTION DEVICES SHALL BE LEFT IN PLACE UNTIL THE DRAINAGE AREA IS PERMANENTLY STABILIZED WITH ESTABLISHED VEGETATION OR PAVEMENT.

BASIS OF PAYMENT		
ITEM NO.	ITEM	UNIT
221(H)	(PL)TEMPORARY INLET SEDIMENT FILTER	EA



APPROVED BY ROADWAY ENGINEER:  DATE: 6/24/22

ROADWAY DESIGN DIVISION STANDARD  
 INLET PROTECTION  
 (AGGREGATE AND REINFORCED SILT FENCE APPLICATIONS)



2019 SPECIFICATIONS

IPD 0  
 R-5