



ODOT Tips

Keep at least **200 feet** between your vehicle and road clearing equipment.





Do not pass road clearing equipment.

Wait for crews to complete road clearing before approaching bridges and overpasses.

Emergency Kit Equipment for the Trunk

- Ice scraper or deicing spray
- Jumper cables
- Clay-based cat litter or sand
- Shovel
- Warm clothes
- Blankets
- High energy food
- Flashlights with extra batteries
- First aid kit
- Bright fabric tie for the antenna
- Gloves
- Paper towels
- Flares or triangles to warn other vehicles

Interesting ODOT Facts

-  ODOT crews stock approximately 130,000 tons of salt and sand; and 25,000 gallons, 121 tons of magnesium chloride for use.
-  ODOT maintains 110 salt sheds and more than 500 trucks are available statewide.
-  When snow and ice hits, nearly 1,000 ODOT crew members work in shifts around the clock until highways are cleared.
-  35 bridges statewide are equipped with de-icing applicators of magnesium chloride that can be activated to prevent ice accumulation; this is in addition to regular clearing methods.

Information provided by:
 Oklahoma Department of Transportation (405) 522-8000
 Oklahoma Department of Public Safety (405) 425-2424
 Oklahoma Department of Emergency Mgmt (405) 521-2481
 AAA Oklahoma (800) 222-2582
 Washington, Connecticut and Minnesota Depts. of Transportation also provided information.



According to AAA Oklahoma, did you know more people lock themselves out of their car during the winter months? Carry an extra car key in your wallet or purse.

Traveling during Winter Weather?



During winter months when snow and ice can make travel challenging, knowing what to expect and planning ahead can make your journey safer and less stressful. If you absolutely have to travel, here are suggestions from multiple agencies that will help in planning your trip.

Before a storm hits

Keep your vehicle in top operating condition and make sure your battery is good and strong. (If it's more than two years old, have it checked.)

Verify your tires, brakes, windshield wipers, defroster, heater and exhaust system are in good condition. Be sure to inspect belts and hoses; check radiator and windshield washer reservoir, anti-freeze and all other fluids.

Before you leave

- ★ **Check the local forecast** through the media, which would announce closures, updates or locations to avoid.
- ★ **Check for weather-related road conditions** through the Department of Public Safety at www.dps.state.ok.us or by calling toll-free (888) 425-2385 or locally 425-2385.
- ★ **Make sure you have plenty of fuel.** A good rule of thumb is to keep your fuel tank at least half full – you may have to change your route.
- ★ **Notify a friend or family member of your planned route** and when you expect to arrive.
- ★ **Bring a cell phone with emergency numbers** – including a road side assistance number. (In case of emergency, you can reach the Oklahoma Highway Patrol by dialing *55 or 911.)
- ★ In your cell phone, **include a number listed as “ICE” (In Case of Emergency)** so that if you are not able to, emergency personnel can call a person important to you.

If you get stranded

- ★ **Call for help** and wait until it arrives. Stay in your vehicle with your doors locked.
- ★ If you can still maneuver your vehicle, **park clear of the travel lanes** and down wind of exhaust fumes.
- ★ **Attach a brightly colored fabric tie to the antenna** and turn on your flashers so rescuers can see your vehicle.
- ★ For heat, **run the vehicle in short intervals** to conserve fuel, being careful of exhaust fumes. **Crack a window** to vent any built up carbon monoxide. (Check to make sure ice and snow haven't covered or clogged your tail pipe so dangerous fumes don't build up in your car.)
- ★ **If your vehicle is in contact with a power line, stay inside.** Warn others not to touch the car or the power line. If you must leave, jump clear and roll away from the car to avoid touching the car and the ground at the same time.

Road Conditions Numbers:

Arkansas 800-245-1672
www.arkansashighways.com

Colorado 303-639-1111
www.cotrip.org

Kansas 866-511-5368
511.ksdot.org

Missouri 800-222-6400
www.modot.org

New Mexico 800-432-4269
www.nmroads.com

Oklahoma 888-425-2385
www.dps.state.ok.us

Texas 800-452-9292
www.txdot.gov

Rules to live by

- ❄ Always wear your seat belt
- ❄ In ice or snow, take it slow. If possible, limit travel during the storm
- ❄ Allow ample time to reach your destination.
- ❄ Remember that bridges and ramps will be the first to freeze
- ❄ Be particularly aware of black ice especially on bridges and ramps
- ❄ Before you travel, don't warm up your vehicle in an enclosed garage
- ❄ Drive in the right lane
- ❄ Four-wheel drive vehicles slide too
- ❄ Increase the space between you and other vehicles to between three and five car lengths
- ❄ Anticipate the flow of traffic to avoid abrupt actions while steering
- ❄ Snow and ice make stopping distances much longer
- ❄ If your vehicle slides, steer the same direction you are sliding and take your foot off the gas *and* brake
- ❄ See and be seen! Drive with your headlights on even during the day
- ❄ Don't use cruise control while driving on slippery surfaces