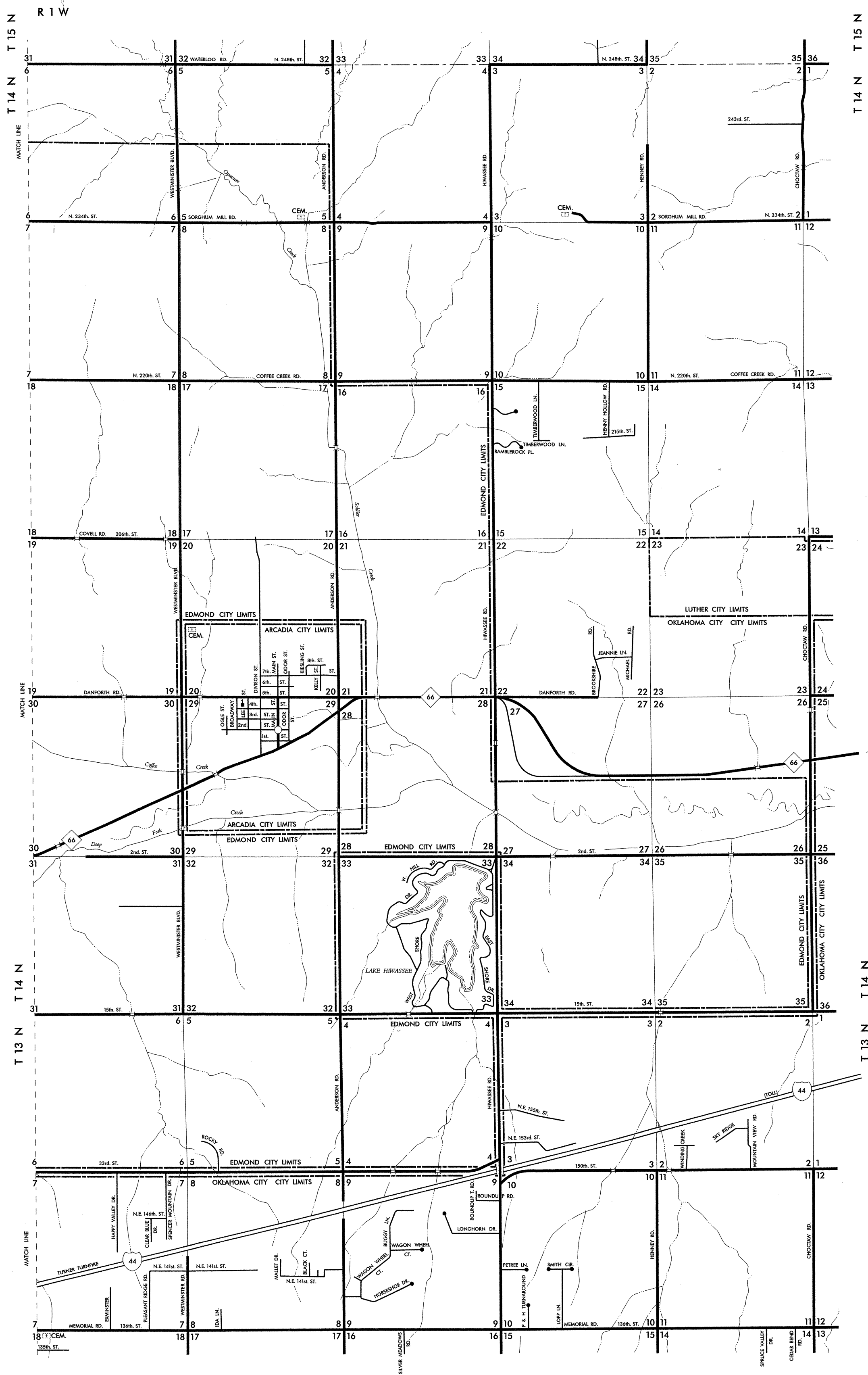


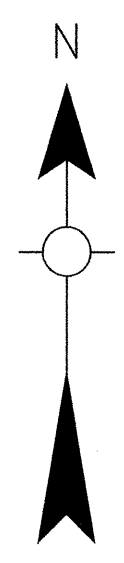
29 30 31 32 33



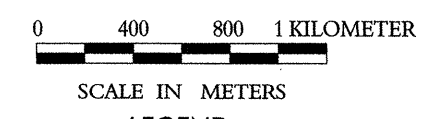
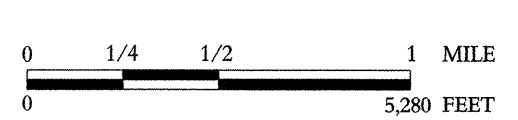
29 30 31 32 33

A-3
A-2
A-1
A
B
C
D
E

A-3
A-2
A-1
A
B
C
D
E



STATE OF OKLAHOMA
DEPARTMENT OF TRANSPORTATION
CITY OF
EDMOND
OKLAHOMA COUNTY
1990
POPULATION
52,315



LEGEND
CORPORATE LIMITS
STATE NUMBERED ROUTES
U.S. NUMBERED ROUTES
INTERSTATE ROUTES

Copies of this map are available for public use at nominal cost.
Address:
OKLAHOMA DEPARTMENT OF TRANSPORTATION
REPRODUCTION BRANCH (Phone - 521-2586)
200 N.E. 21st STREET
OKLAHOMA CITY, OKLA. 73105

ALL RIGHTS RESERVED COMPUTER GENERATED JANUARY, 1995
EDMOND, OKLAHOMA CO.