

NS 269

NS 275

NS 281

NS 287

NS 293

NS 299

EW 59

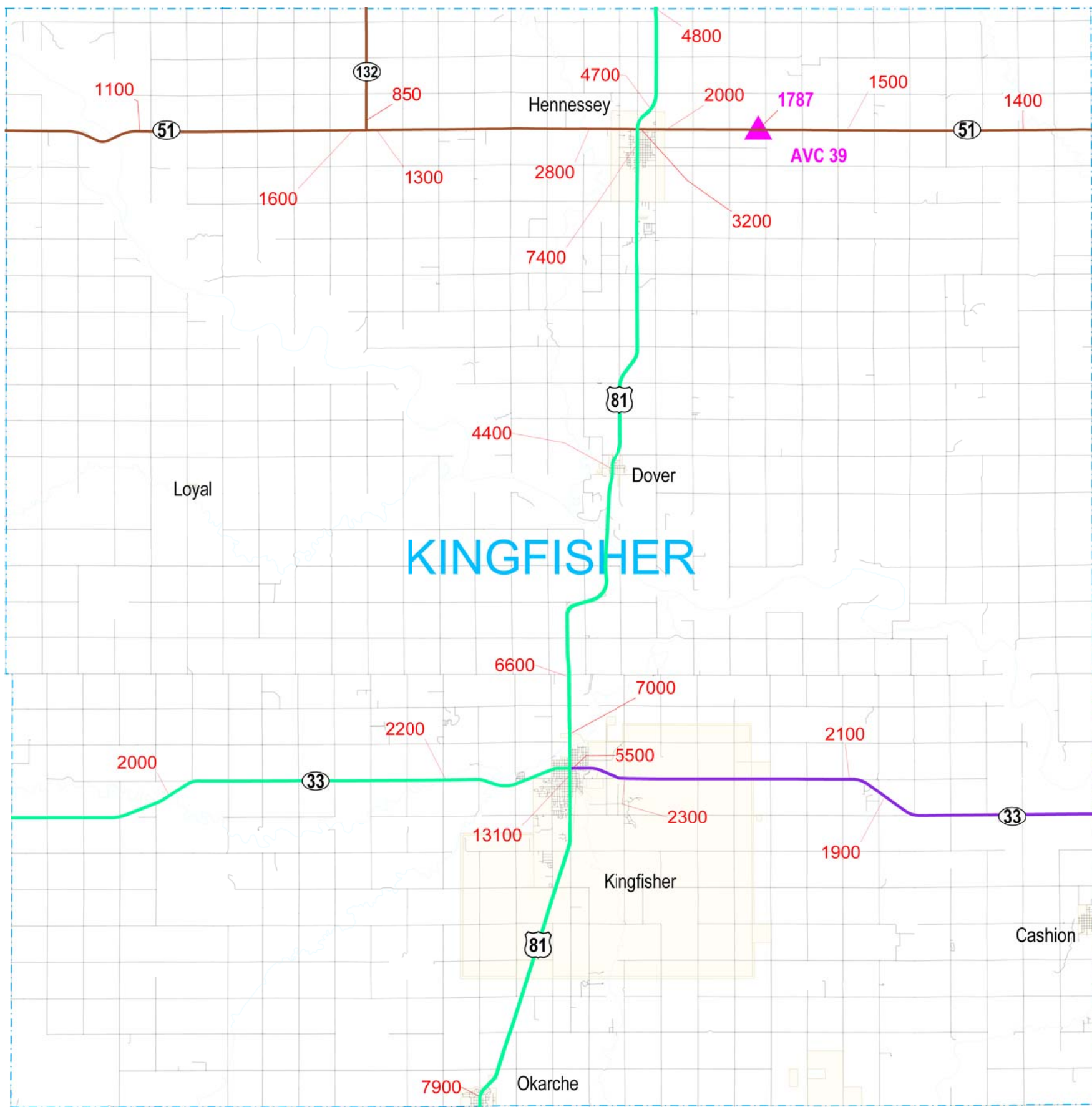
EW 65

EW 71

EW 77



EW 83


EW 89




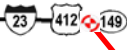
LEGEND

STATE HIGHWAY SYSTEM

 WIM
 AVC

 AVC- AUTOMATIC VEHICLE CLASSIFICATION SITE:
 RECORDS TRAFFIC VOLUME AND VEHICLE CLASSIFICATION EACH DAY

 WIM- WEIGH-IN-MOTION SITE:
 RECORDS VEHICLE VOLUME, VEHICLE CLASSIFICATION AND APPROXIMATE AXLE WEIGHTS EACH DAY

 1234 (VPD)

2009

Annual Average Daily Traffic
 Oklahoma Highway System
 Kingfisher County

