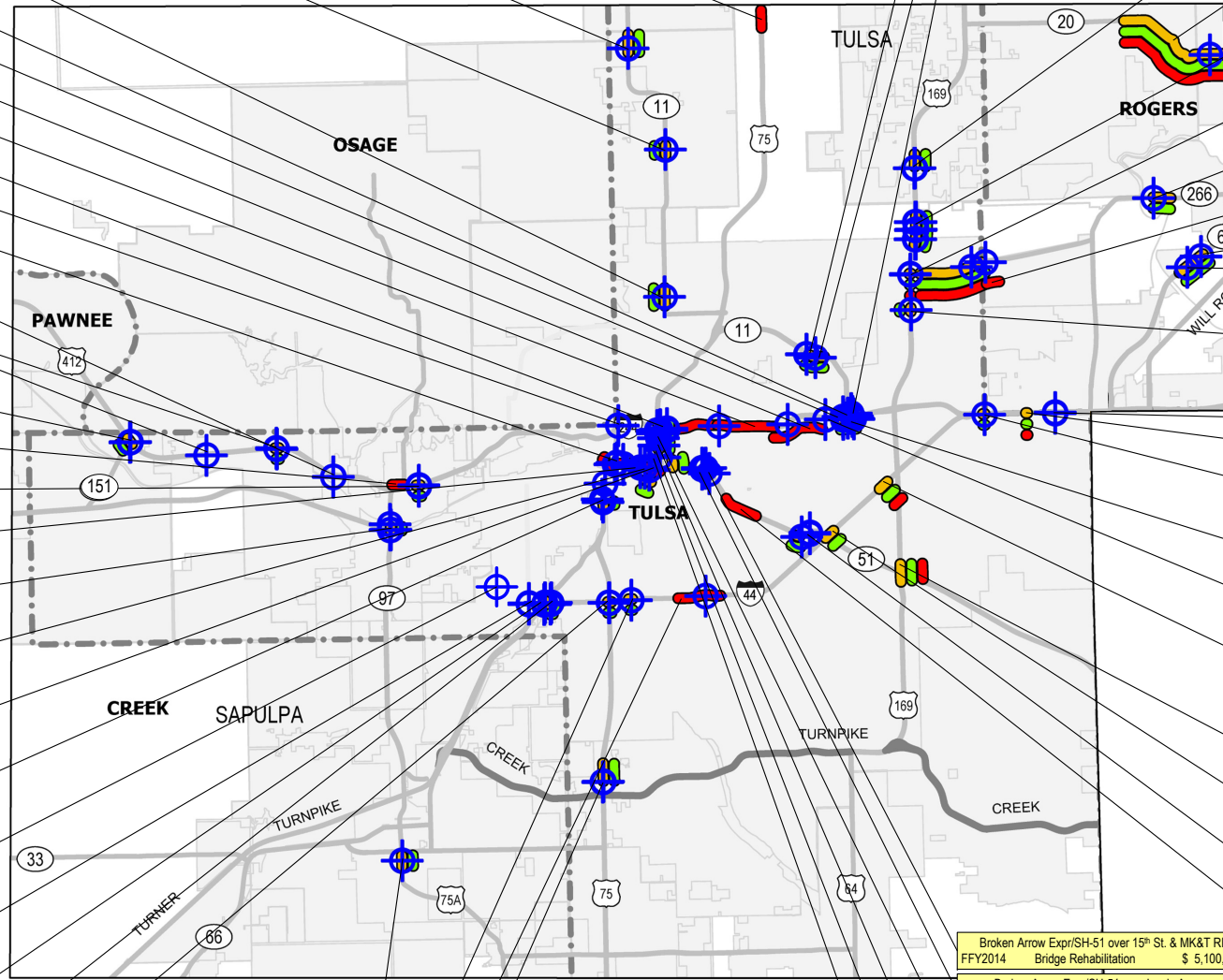


OKLAHOMA DEPARTMENT OF TRANSPORTATION

2012 to 2019 Construction Work Plan

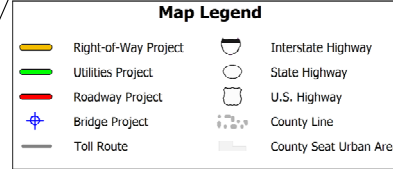
Division 8 – Sheet 2 of 2

Note: The depicted information is based on project data currently available. Project estimates and schedules will remain subject to further refinement as more definitive data becomes available.



FFY2015	US-75/116 th St. Interchange	Interchange	\$ 7,950,000
FFY2014	SH-11 over Hominy Creek	Bridge & Approaches	\$ 2,804,369
FFY2012		Right-of-Way	\$ 248,230
FFY2012		Utilities	\$ 140,080
		Total	\$ 3,192,679
FFY2015	SH-11 over Delaware Creek	Bridge & Approaches	\$ 2,559,320
FFY2012		Right-of-Way	\$ 53,000
FFY2012		Utilities	\$ 53,000
		Total	\$ 2,665,320
FFY2014	SH-11 over Flat Rock Creek	Bridge & Approaches	\$ 1,290,009
FFY2012		Right-of-Way	\$ 248,230
FFY2012		Utilities	\$ 140,080
		Total	\$ 1,678,319
FFY2017	SH-11 Off Ramp at I-244	Bridge Rehabilitation	\$ 929,200
FFY2012	I-244 over I-244 Ramp	Bridge & Approaches	\$ 1,811,148
FFY2017	I-244 from Allegheny Avenue east 1.5 miles	Pavement Rehabilitation	\$ 17,498,793
FFY2016	I-244 from Delaware Avenue east 1.6 miles	Pavement Rehabilitation	\$ 12,577,117
FFY2015	I-244 from US-75 east 1.8 miles	Pavement Rehabilitation	\$ 21,320,734
FFY2012	I-244 E-S Ramp (I-444 Under)	Bridge Rehabilitation	\$ 2,020,792
FFY2013	I-244 over Arkansas River (Eastbound)	Bridge & Approaches	\$ 45,000,000
FFY2012	US-64 over Euchee Creek	Bridge Repair	\$ 636,000
FFY2019	US-64 over County Road	Bridge Rehabilitation	\$ 5,580,000
FFY2017		Right-of-Way	\$ 50,000
FFY2017		Utilities	\$ 50,000
		Total	\$ 5,680,000
FFY2017	US-64 over SH-151	Bridge & Approaches	\$ 3,400,000
FFY2015		Right-of-Way	\$ 218,000
FFY2015		Utilities	\$ 218,000
		Total	\$ 3,836,000
FFY2015	SH-97 from 2 nd St. south to Morrow Drive	Grade, Drain & Surface	\$ 7,630,000
FFY2019	US-64 over 9 th West Avenue	Bridge Rehabilitation	\$ 1,500,000
FFY2017		Right-of-Way	\$ 50,000
FFY2017		Utilities	\$ 50,000
		Total	\$ 1,600,000
FFY2018	I-444 from Arkansas River east 1.68 mi.	Pavement Rehabilitation	\$ 17,523,540
FFY2019	SH-51 over Arkansas River	Bridge Rehabilitation	\$ 5,500,000
FFY2017		Right-of-Way	\$ 50,000
FFY2017		Utilities	\$ 50,000
		Total	\$ 5,600,000
FFY2019	Boston Ave., Main St. & Cheyenne Ave. over I-444	Bridge Rehabilitation	\$ 2,876,405
FFY2017		Right-of-Way	\$ 50,000
FFY2017		Utilities	\$ 50,000
		Total	\$ 2,976,405
FFY2019	I-444 over 11 th & 6 th St.	Bridge Rehabilitation	\$ 4,300,000
FFY2017		Right-of-Way	\$ 50,000
FFY2017		Utilities	\$ 50,000
		Total	\$ 4,400,000
FFY2019	West 23 rd Street South over I-244	Bridge Rehabilitation	\$ 2,500,000
FFY2017		Right-of-Way	\$ 50,000
FFY2017		Utilities	\$ 50,000
		Total	\$ 2,600,000
FFY2019	SH-12 over 49 th Ave. (Proposed Alignment)	Bridge Rehabilitation	\$ 1,200,000
FFY2017		Right-of-Way	\$ 50,000
FFY2017		Utilities	\$ 50,000
		Total	\$ 1,300,000
FFY2019	Gilcrease Expressway WB over I-244	Bridge Rehabilitation	\$ 1,900,000
FFY2017		Right-of-Way	\$ 50,000
FFY2017		Utilities	\$ 50,000
		Total	\$ 2,000,000
FFY2019	Gilcrease Expressway EB over I-244	Bridge Rehabilitation	\$ 2,011,245
FFY2017		Right-of-Way	\$ 50,000
FFY2017		Utilities	\$ 50,000
		Total	\$ 2,111,245
FFY2019	US-75 over I-44	Bridge Rehabilitation	\$ 1,800,000
FFY2017		Right-of-Way	\$ 50,000
FFY2017		Utilities	\$ 50,000
		Total	\$ 1,900,000
FFY2019	I-44 Ramp over M&V Railroad	Bridge Rehabilitation	\$ 528,000
FFY2017		Right-of-Way	\$ 50,000
FFY2017		Utilities	\$ 50,000
		Total	\$ 628,000


FFY2017	US-75A over Rock Creek	Bridge Rehabilitation	\$ 2,500,000
FFY2015		Right-of-Way	\$ 109,000
FFY2015		Utilities	\$ 109,000
		Total	\$ 2,718,000
FFY2019	I-44 over Railroad	Bridge Rehabilitation	\$ 2,440,000
FFY2017		Right-of-Way	\$ 50,000
FFY2017		Utilities	\$ 50,000
		Total	\$ 2,540,000
FFY2012	I-44 at Lewis Avenue	Grade, Drain, Bridge & Surf.	\$ 51,697,928
FFY2019	US-75 over Polecat Creek	Bridge & Approaches	\$ 6,800,000
FFY2017		Right-of-Way	\$ 100,000
FFY2017		Utilities	\$ 100,000
		Total	\$ 7,000,000



FFY2019	Sheridan Rd. over SH-11	Bridge Rehabilitation	\$ 2,200,000
FFY2017		Right-of-Way	\$ 50,000
FFY2017		Utilities	\$ 50,000
		Total	\$ 2,300,000
FFY2019	N. 69 th East Ave. over SH-11	Bridge Rehabilitation	\$ 520,000
FFY2017		Right-of-Way	\$ 50,000
FFY2017		Utilities	\$ 50,000
		Total	\$ 590,000
FFY2017	SH-11/I-244 Off Ramp	Bridge & Rehabilitation	\$ 50,000

FFY2014	Broken Arrow Expr/SH-51 over 15 th St. & MK&T RR	Bridge Rehabilitation	\$ 5,100,000
FFY2019	Broken Arrow Expr/SH-51 over Lewis Avenue	Bridge Rehabilitation	\$ 3,700,000
FFY2019	US-75 Ramp north to east over I-444	Bridge Rehabilitation	\$ 1,200,000
FFY2017		Right-of-Way	\$ 50,000
FFY2017		Utilities	\$ 50,000
		Total	\$ 1,300,000
FFY2019	US-75 Ramp north to west over I-444	Bridge Rehabilitation	\$ 722,000
FFY2017		Right-of-Way	\$ 50,000
FFY2017		Utilities	\$ 50,000
		Total	\$ 822,000
FFY2019	2 nd St. over I-444 (Includes 2 nd St. W-N Ramp)	Bridge Rehabilitation	\$ 1,500,000
FFY2017		Right-of-Way	\$ 50,000
FFY2017		Utilities	\$ 50,000
		Total	\$ 1,600,000
FFY2019	4 th St. over I-444	Bridge Rehabilitation	\$ 1,300,000
FFY2017		Right-of-Way	\$ 50,000
FFY2017		Utilities	\$ 50,000
		Total	\$ 1,400,000

FFY2017	US-169 over SH-135	Bridge & Approaches	\$ 5,200,000
FFY2015		Right-of-Way	\$ 218,000
FFY2015		Utilities	\$ 218,000
		Total	\$ 5,636,000
FFY2018	SH-20 from 4 mi. E. of Tulsa C/L E. to Verdigris Rvr.	Grade, Drain & Surface	\$ 3,000,000
FFY2016		Right-of-Way	\$ 6,000,000
FFY2016		Utilities	\$ 3,000,000
		Total	\$ 12,000,000
Not fully funded			
FFY2018	US-169 over Bird Creek & Overflow	Bridge & Approaches	\$ 16,000,000
FFY2015		Right-of-Way	\$ 545,000
FFY2015		Utilities	\$ 327,000
		Total	\$ 16,872,000
FFY2013	SH-266 over US-169	Bridge & Approaches	\$ 7,810,320
FFY2012		Right-of-Way	\$ 409,940
FFY2012		Utilities	\$ 368,740
		Total	\$ 8,589,000
FFY2016	SH-266 over Verdigris River Overflow	Bridge & Approaches	\$ 2,890,400
FFY2013		Right-of-Way	\$ 218,000
FFY2013		Utilities	\$ 109,000
		Total	\$ 3,217,400
FFY2016	SH-266 from 0.3 mi. east of US-169 east 2.25 mi.	Grade, Drain, Bridge & Surf.	\$ 11,900,000
FFY2013		Right-of-Way	\$ 218,175
FFY2013		Utilities	\$ 218,175
		Total	\$ 12,336,350
FFY2017	SH-66 over Unnamed Creek	Bridge & Approaches	\$ 2,100,000
FFY2015		Right-of-Way	\$ 109,000
FFY2015		Utilities	\$ 109,000
		Total	\$ 2,318,000
FFY2017	SH-66 over Mossey Creek	Bridge & Approaches	\$ 4,100,000
FFY2015		Right-of-Way	\$ 218,000
FFY2015		Utilities	\$ 54,500
		Total	\$ 4,372,500
FFY2019	East 36 th Street over US-169	Bridge Rehabilitation	\$ 2,800,000
FFY2017		Right-of-Way	\$ 50,000
FFY2017		Utilities	\$ 50,000
		Total	\$ 2,900,000
FFY2013	I-44 over 177 th E. Avenue	Bridge & Approaches	\$ 9,810,000
FFY2014	I-44/163 rd St. Interchange	Interchange	\$ 11,445,000
FFY2012		Right-of-Way	\$ 4,425,243
FFY2012		Utilities	\$ 2,232,237
		Total	\$ 18,102,480
FFY2016	I-44 over 145 th E. Avenue	Bridge & Approaches	\$ 9,000,000
FFY2014		Right-of-Way	\$ 4,543,490
FFY2014		Utilities	\$ 2,202,475
		Total	\$ 15,745,965
FFY2019	I-244 Ramp NE over I-244 EB/WB & I-244 Ramp W-N	Bridge Rehabilitation	\$ 2,750,000
FFY2017		Right-of-Way	\$ 50,000
FFY2017		Utilities	\$ 50,000
		Total	\$ 2,850,000
FFY2019	Memorial Rd. Over I-244	Bridge Rehabilitation	\$ 3,200,000
FFY2017		Right-of-Way	\$ 50,000
FFY2017		Utilities	\$ 50,000
		Total	\$ 3,300,000
FFY2019	I-44/US-169 Interchange	Interchange	\$ 5,960,000
FFY2015		Right-of-Way	\$ 3,597,000
FFY2015		Utilities	\$ 2,199,620
		Total	\$ 11,756,620
Select Movements			
FFY2018	US-169/Broken Arrow Expressway Interchange	Interchange	\$ 25,000,000
FFY2015		Right-of-Way	\$ 4,005,750
FFY2015		Utilities	\$ 2,199,620
		Total	\$ 30,509,950
Select Movements			
FFY2019	I-44/Broken Arrow Expressway Interchange	Right-of-Way	\$ 4,165,000
FFY2019		Utilities	\$ 2,019,000
		Total	\$ 6,184,000
Select Movements			
FFY2019	SH-51 over Sheridan & MK&T Railroad	Bridge Rehabilitation	\$ 3,100,000
FFY2017		Right-of-Way	\$ 50,000
FFY2017		Utilities	\$ 50,000
		Total	\$ 3,200,000
FFY2015	SH-51 from Peoria Ave. east to Lewis Ave.	Pavement Rehabilitation	\$ 7,816,390



October 3, 2011