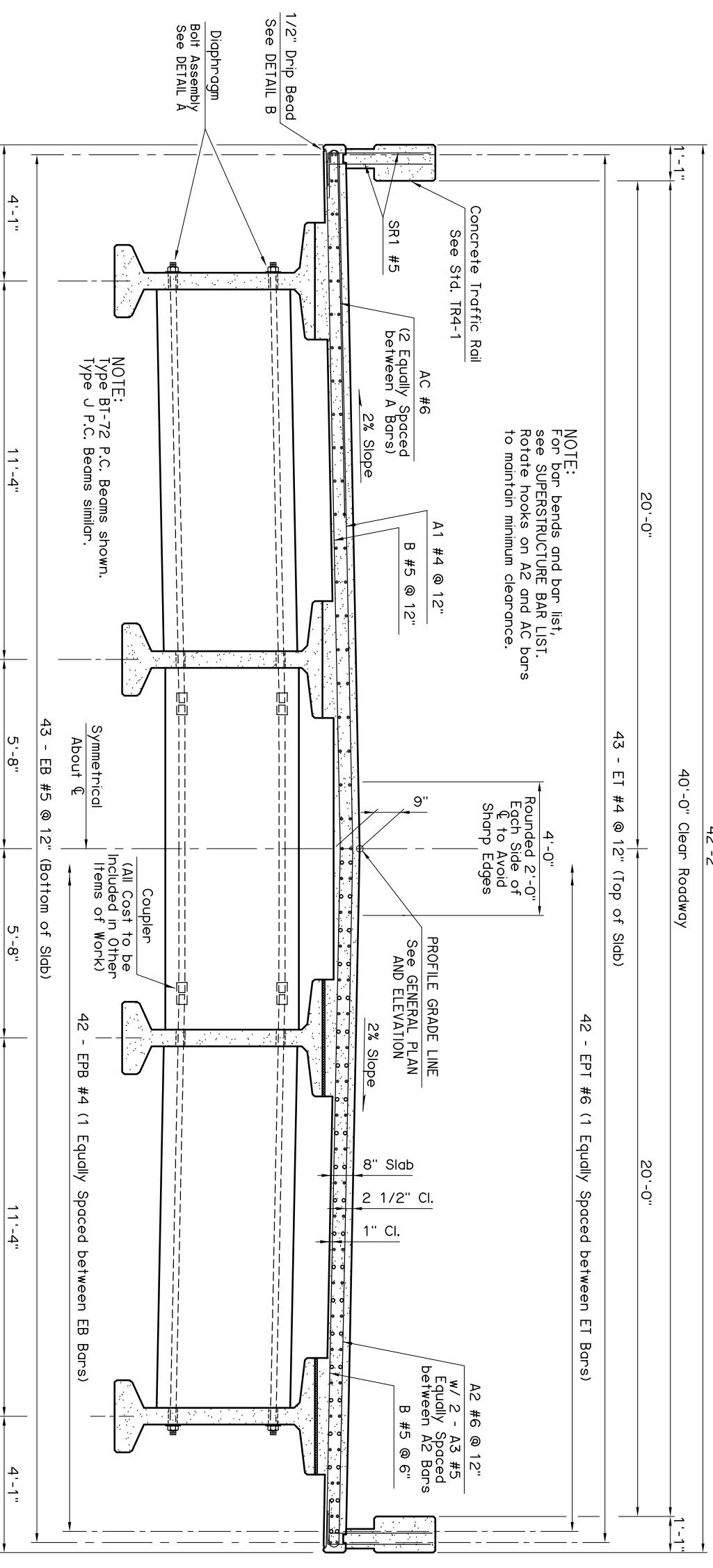


DETAIL A

DIAPHRAGM BOLT NOTES

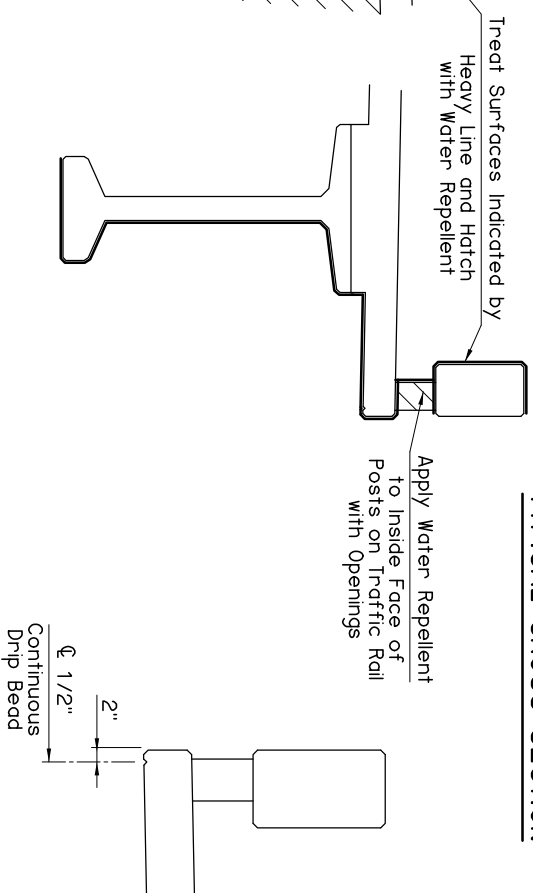
Structural steel for Diaphragm Bolts and Plate Washers shall conform to AASHTO M270 (ASTM A709), Grade 50W (Weathering Steel, Charpy V-Notch testing not required). A #10 reinforcing bar conforming to AASHTO M31, Grade 60, and threaded at the ends as shown may be substituted for the Diaphragm Bolt. Hex Nuts shall conform to AASHTO M291 (ASTM A563).
 Paint exposed Diaphragm Bolt, Plate Washer and Hex Nut with two (2) coats of zinc-rich paint (6 mil minimum thickness) after assembly. All cost of Diaphragm Bolt, Plate Washer and Hex Nut to be included in contract unit price for STRUCTURAL STEEL.



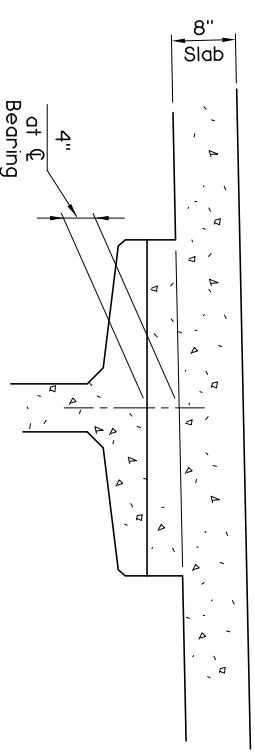
HALF SECTION AT INTERMEDIATE DIAPHRAGM

HALF SECTION AT PIER DIAPHRAGM

TYPICAL CROSS SECTION

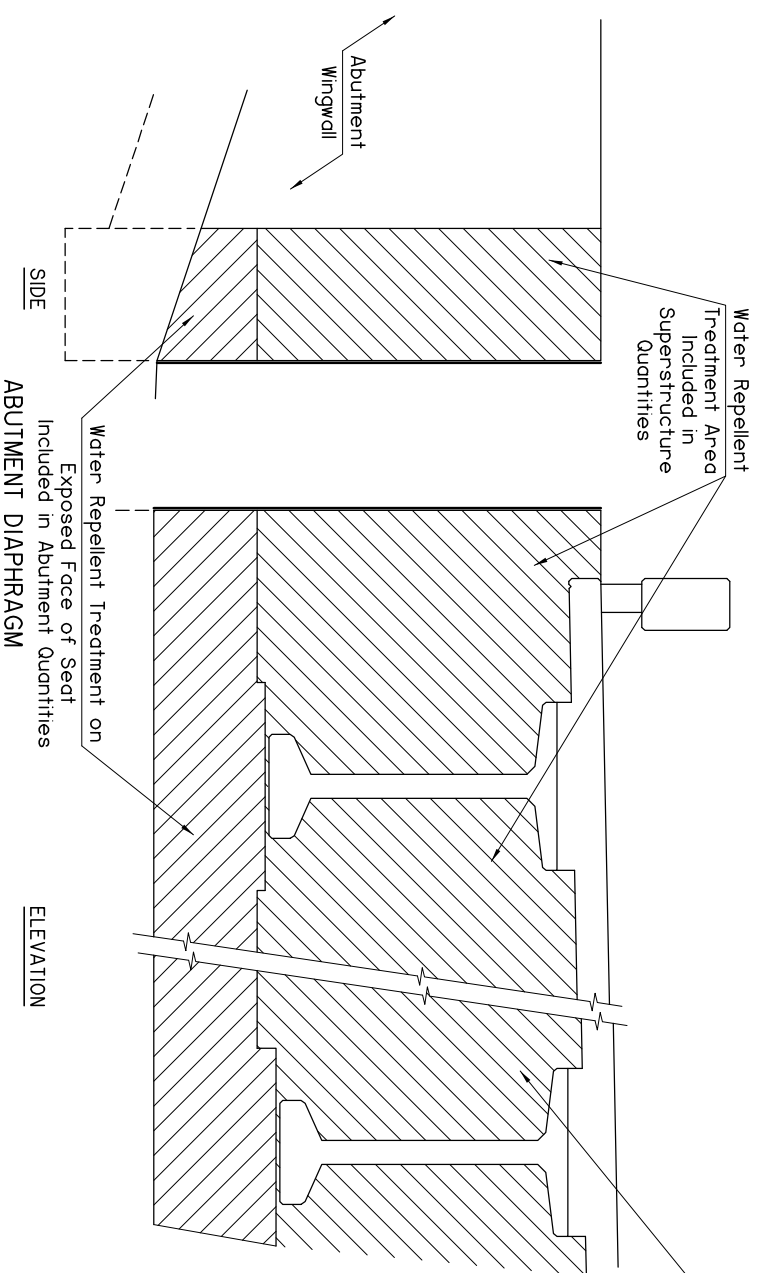


DETAIL B



BEAM HAUNCH DETAIL

NOTE:
 Plan quantities for CLASS AA CONCRETE include Beam Haunches. Haunch height shown is at centerline bearing only, measured from bottom of Deck Slab to top of Beam, and varies across the span. Haunch height to be determined after erection of beams to provide for dead load deflection and grade adjustment, but the pay quantity will be as shown on the plans.



WATER REPELLENT TREATMENT DETAILS

TRAFFIC RAIL, SLAB AND BEAM

APPROVED BY BRIDGE ENGINEER *Chad Head* DATE 12-1-04

OKLAHOMA DEPT. OF TRANSPORTATION
 BRIDGE STANDARD (ENGLISH)
**TYPICAL CROSS SECTION
 TYPE BT-72 AND TYPE J P.C. BEAMS
 INTEGRAL**

1999 SPECIFICATIONS B40-I-XSECT-PCS 01E B-62E