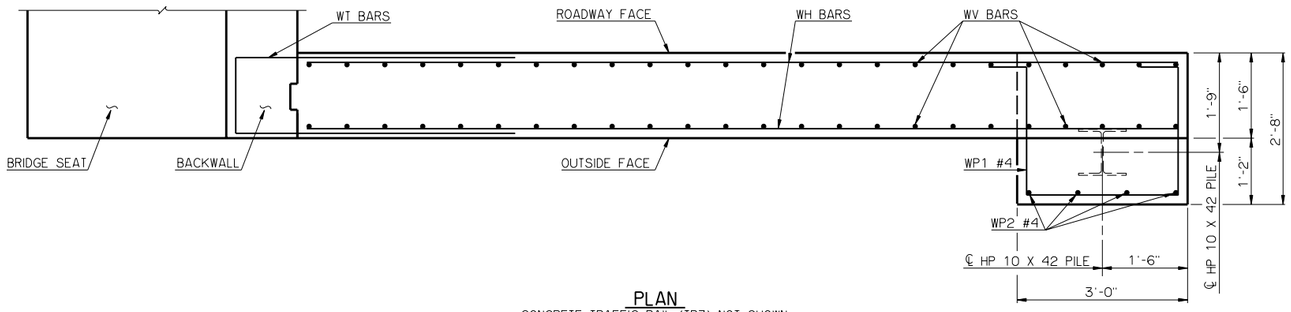

PLAN

CONCRETE TRAFFIC RAIL (TR3) NOT SHOWN
BRIDGE SEAT SHOWN WITHOUT SKEW

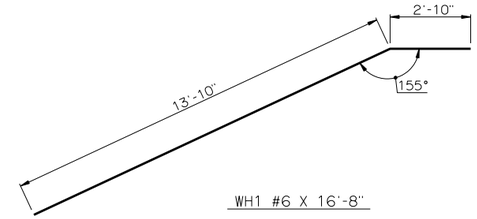

WH1 #6 X 16'-8"

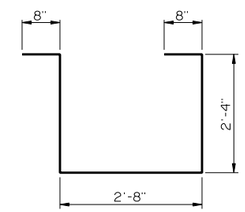

WP1 #4 X 8'-8"

DETAILS OF BENT REINFORCING STEEL

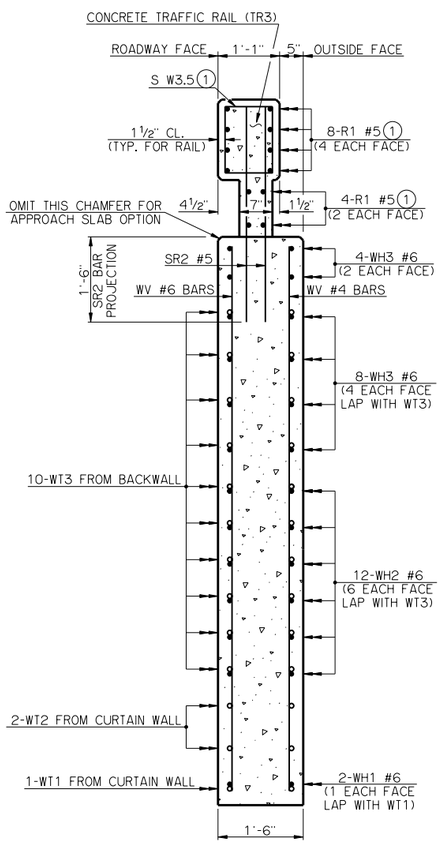

SECTION THRU WING AT BACK FACE OF BACKWALL

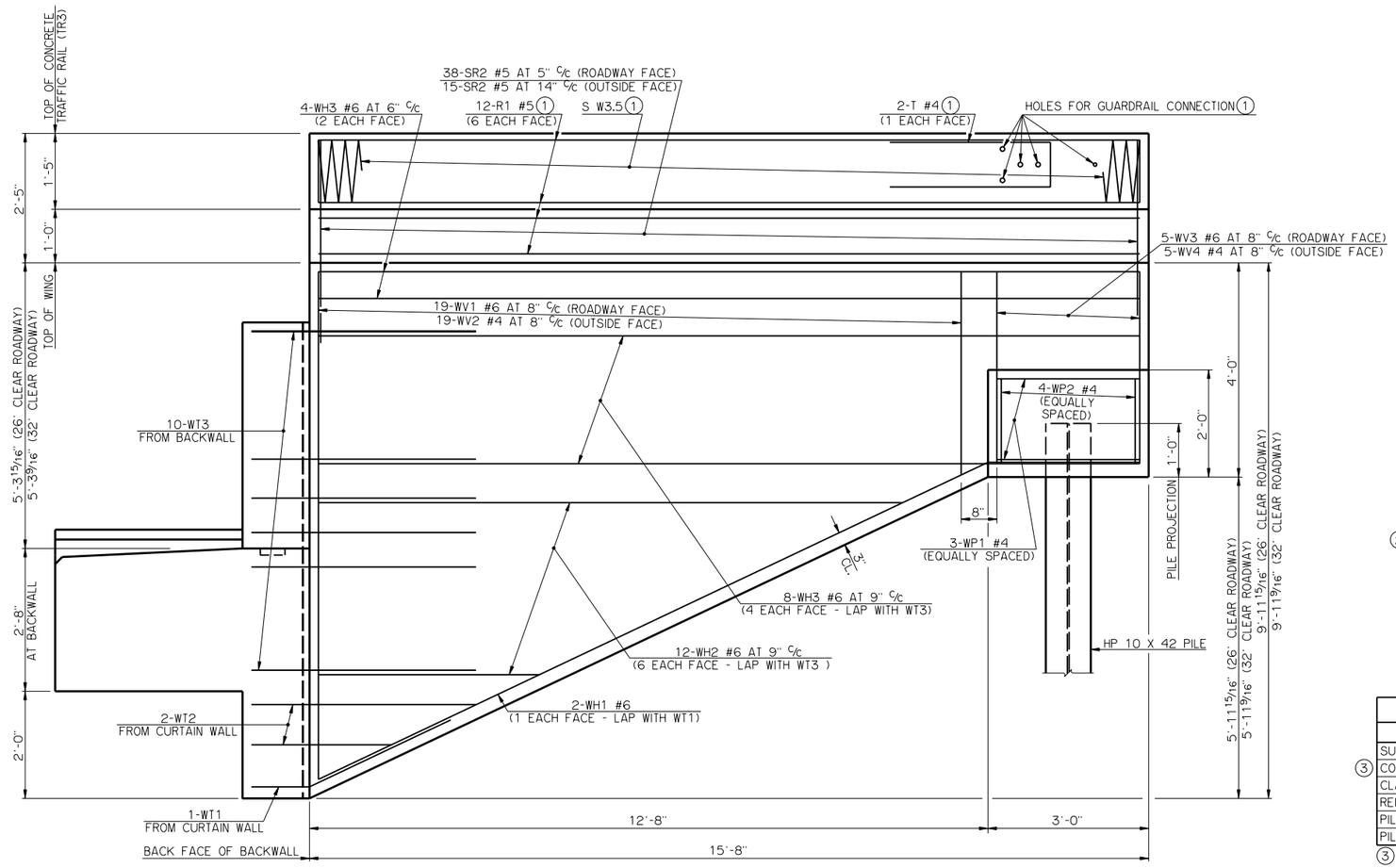

ELEVATION

BAR LIST - ONE WING						
	MARK	NO.	SIZE	FORM	LENGTH	LENGTH VARIATION
	SR2	53	#5	STR.	3'-9"	-
	WH1	2	#6	BNT.	16'-8"	-
(2)	WH2	12	#6	STR.	7'-8" AVG.	4'-3" TO 11'-1"
	WH3	12	#6	STR.	15'-4"	-
	WV1	19	#6	STR.	6'-7" AVG.	3'-9" TO 9'-5"
	WV2	19	#4	STR.	6'-7" AVG.	3'-9" TO 9'-5"
	WV3	5	#6	STR	3'-7"	-
	WV4	5	#4	STR.	3'-7"	-
	WP1	3	#4	BNT.	8'-8"	-
	WP2	4	#4	STR.	1'-7"	-

(2) NO. INCLUDES TWO SETS OF 6 BARS

SUMMARY OF QUANTITIES - ONE WING		
ITEM	UNIT	TOTAL
SUBSTRUCTURE EXCAVATION COMMON	CY	15.00
(3) CONCRETE RAIL (TR3)	LF	15.70
CLASS A CONCRETE	CY	5.90
REINFORCING STEEL	LB	1010.00
PILES, FURNISHED (HP 10 x 42)	LF	-
PILES, DRIVEN (HP 10 x 42)	LF	-

(3) QUANTITY INCLUDES ALL COST OF CONCRETE TRAFFIC RAIL (TR3) INCLUDING R1, S AND T REINFORCING STEEL BARS AND CONCRETE.

(1) SEE BRIDGE STANDARD TR3-1 FOR DETAILS NOT SHOWN

APPROVED BY BRIDGE ENGINEER Robert J. Rusch DATE 10/16/08

OKLAHOMA DEPARTMENT OF TRANSPORTATION
COUNTY BRIDGE STANDARD (ENGLISH)

WING DETAILS
TYPE III AND TYPE C P.C. BEAMS

26' AND 32' CLEAR ROADWAYS - CONVENTIONAL - SKEWED 30°

1999 STANDARD SPECIFICATIONS | CB26..32-C-SK30-WING-PC3 | 00E

CB-925E