REV. NO.	DESCRIPTION	REVISIONS	DATE

Design No.	Clear Span	Clear Height	Bridge Length	DIMENSIONS BARREL T1	T2	T3	V	WINGS A	B	C	D	E	F
1	3000	1500	10 200	290	320	300	2110	2500	1090	1000	1570	3330	8680
2		2000		290	320	300	2610	3200	1390	1200	1750	4030	8680
3		2500		290	320	300	3110	3900	1690	1400	1920	4730	8680
4		3000		290	320	300	3610	4600	1990	1600	2100	5430	8680
5	3500	1500	11 700	300	330	300	2130	2500	1090	1010	1570	3330	10 180
6		2000		300	330	300	2630	3200	1390	1210	1750	4030	10 180
7		2500		300	330	300	3130	3900	1690	1410	1920	4730	10 180
8		3000		300	330	300	3630	4600	1990	1610	2100	5430	10 180
9		3500		300	330	300	4130	5300	2290	1810	2270	6130	10 180
10	4000	2000	13 200	310	340	300	2650	3200	1390	1220	1750	4030	11 680
11		2500		310	340	300	3150	3900	1690	1420	1920	4730	11 680
12		3000		310	340	300	3650	4600	1990	1620	2100	5430	11 680
13		3500		310	340	300	4150	5300	2290	1820	2270	6130	11 680
14		4000		310	340	300	4650	6000	2590	2020	2440	6830	11 680
15	4500	2000	14 700	320	350	300	2670	3200	1390	1230	1750	4030	13 180
16		2500		320	350	300	3170	3900	1690	1430	1920	4730	13 180
17		3000		320	350	300	3670	4600	1990	1630	2100	5430	13 180
18		3500		320	350	300	4170	5300	2290	1830	2270	6130	13 180
19		4000		320	350	300	4670	6000	2590	2030	2440	6830	13 180
20		4500		320	350	300	5170	6700	2890	2230	2620	7530	13 180

Design No.	BARREL REINFORCING A1 BARS SIZE	LENGTH	A2 BARS SIZE	LENGTH	A3 BARS SIZE	LENGTH	A4 BARS SIZE	LENGTH	B1 BARS SIZE	LENGTH	B2 BARS SIZE	LENGTH	B3 BARS SIZE	LENGTH	B4 BARS SIZE	LENGTH	C BARS NO.
1	#19	10 500	#16	10 100	#13	10 100	#19	10 100	#13	1700	#16	2090	#19	2200	#13	1000	140
2	#19	10 500	#16	10 100	#13	10 100	#19	10 100	#13	2200	#16	2590	#19	2200	#13	1000	148
3	#19	10 500	#16	10 100	#13	10 100	#19	10 100	#13	2700	#16	3090	#19	2200	#13	1000	156
4	#19	10 500	#16	10 100	#13	10 100	#19	10 100	#13	3200	#16	3590	#19	2200	#13	1000	164
5	#19	12 000	#19	11 600	#16	11 600	#19	11 600	#13	1710	#16	2100	#19	2200	#13	1000	152
6	#19	12 000	#19	11 600	#19	11 600	#19	11 600	#13	2210	#16	2600	#19	2200	#13	1000	160
7	#19	12 000	#19	11 600	#19	11 600	#19	11 600	#13	2710	#16	3100	#19	2200	#13	1000	168
8	#19	12 000	#19	11 600	#19	11 600	#19	11 600	#13	3210	#16	3600	#19	2200	#13	1000	176
9	#19	12 000	#19	11 600	#19	11 600	#19	11 600	#16	3710	#16	4100	#19	2200	#13	1000	184
10	#22	13 600	#19	13 100	#19	13 100	#22	13 100	#13	2220	#19	2610	#19	2200	#13	1000	168
11	#22	13 600	#19	13 100	#19	13 100	#22	13 100	#13	2720	#19	3110	#19	2200	#13	1000	176
12	#22	13 600	#19	13 100	#19	13 100	#22	13 100	#13	3220	#19	3610	#19	2200	#13	1000	184
13	#22	13 600	#19	13 100	#19	13 100	#22	13 100	#13	3720	#19	4110	#19	2200	#13	1000	192
14	#22	13 600	#19	13 100	#19	13 100	#22	13 100	#16	4220	#19	4610	#19	2200	#13	1000	200
15	#22	15 100	#22	14 600	#19	14 600	#22	14 600	#16	2230	#19	2620	#19	2200	#16	1190	199
16	#22	15 100	#22	14 600	#19	14 600	#22	14 600	#16	2730	#19	3120	#19	2200	#16	1190	207
17	#22	15 100	#22	14 600	#19	14 600	#22	14 600	#16	3230	#19	3620	#19	2200	#16	1190	215
18	#22	15 100	#22	14 600	#19	14 600	#22	14 600	#16	3730	#19	4120	#19	2200	#16	1190	223
19	#22	15 100	#22	14 600	#19	14 600	#22	14 600	#16	4230	#22	4620	#22	2800	#16	1190	231
20	#22	15 100	#22	14 600	#19	14 600	#22	14 600	#16	4730	#22	5120	#22	2800	#16	1190	239

Design No.	WING REINFORCING 12 D1 BARS LENGTH	D2 BARS NO.	LENGTH	12 D3 BARS SIZE	LENGTH	D4 BARS NO.	SIZE	LENGTH	D5 BARS NO.	SIZE	LENGTH	D6 BARS NO.	SIZE	LENGTH	8 E1 BARS LENGTH	E2 BARS NO.	LENGTH	E3 BARS NO.	LENGTH	F1 BARS NO.	LENGTH	40 F2 BARS LENGTH	G BARS NO.	LENGTH
1	2040	36	970 to 1910	#13	2040	36	#13	970 to 1910	44	#13	1700	48	#13	1130	3080	24	1030 to 2280	32	2850	72	850 to 1430	1470	40	3230
2	2540	44	1170 to 2410	#13	2540	44	#13	1170 to 2410	52	#13	1900	56	#13	1130	3840	32	1040 to 2960	40	3550	88	850 to 1610	1650	40	3930
3	3040	52	1370 to 2910	#13	3040	52	#13	1370 to 2910	60	#13	2100	64	#13	1130	4600	40	1050 to 3650	40	4250	104	850 to 1780	1820	40	4630
4	3540	64	1570 to 3410	#16	3540	64	#16	1570 to 3410	72	#16	2300	76	#16	1250	5360	48	1060 to 4340	48	4950	128	850 to 1960	2000	48	5330
5	2050	36	980 to 1920	#13	2050	36	#13	980 to 1920	44	#13	1710	48	#13	1130	3080	24	1030 to 2280	32	2850	72	850 to 1430	1470	40	3230
6	2550	44	1180 to 2420	#13	2550	44	#13	1180 to 2420	52	#13	1910	56	#13	1130	3840	32	1040 to 2960	40	3550	88	850 to 1610	1650	40	3930
7	3050	52	1380 to 2920	#13	3050	52	#13	1380 to 2920	60	#13	2110	64	#13	1130	4600	40	1050 to 3650	40	4250	104	850 to 1780	1820	40	4630
8	3550	64	1580 to 3420	#16	3550	64	#16	1580 to 3420	72	#16	2310	76	#16	1250	5360	48	1060 to 4340	48	4950	128	850 to 1960	2000	48	5330
9	4050	72	1780 to 3920	#19	4050	72	#19	1780 to 3920	80	#19	2510	84	#19	1400	6120	56	1060 to 5040	56	5650	144	850 to 2130	2170	48	6030
10	2560	44	1190 to 2430	#13	2560	44	#13	1190 to 2430	52	#13	1920	56	#13	1130	3840	32	1040 to 2960	40	3550	88	850 to 1610	1650	40	3930
11	3060	52	1390 to 2930	#13	3060	52	#13	1390 to 2930	60	#13	2120	64	#13	1130	4600	40	1050 to 3650	40	4250	104	850 to 1780	1820	40	4630
12	3560	64	1590 to 3430	#16	3560	64	#16	1590 to 3430	72	#16	2320	76	#16	1250	5360	48	1060 to 4340	48	4950	128	850 to 1960	2000	48	5330
13	4060	72	1790 to 3930	#19	4060	72	#19	1790 to 3930	80	#19	2520	84	#19	1400	6120	56	1060 to 5040	56	5650	144	850 to 2130	2170	48	6030
14	4560	80	1990 to 4430	#22	4560	80	#22	1990 to 4430	88	#22	2720	92	#22	1640	6890	64	1070 to 5730	56	6350	160	850 to 2300	2340	56	6730
15	2570	44	1200 to 2440	#13	2570	44	#13	1200 to 2440	52	#13	1930	56	#13	1130	3840	32	1040 to 2960	40	3550	88	850 to 1610	1650	40	3930
16	3070	52	1400 to 2940	#13	3070	52	#13	1400 to 2940	60	#13	2130	64	#13	1130	4600	40	1050 to 3650	40	4250	104	850 to 1780	1820	40	4630
17	3570	64	1600 to 3440	#16	3570	64	#16	1600 to 3440	72	#16	2330	76	#16	1250	5360	48	1060 to 4340	48	4950	128	850 to 1960	2000	48	5330
18	4070	72	1800 to 3940	#19	4070	72	#19	1800 to 3940	80	#19	2530	84	#19	1400	6120	56	1060 to 5040	56	5650	144	850 to 2130	2170	48	6030
19	4570	80	2000 to 4440	#22	4570	80	#22	2000 to 4440	88	#22	2730	92	#22	1640	6890	64	1070 to 5730	56	6350	160	850 to 2300	2340	56	6730
20	5070	92	2200 to 4940	#25	5070	92	#25	2200 to 4940	100	#25	2930	104	#25	1920	7650	72	1070 to 6430	64	7050	184	850 to 2480	2520	56	7430

Design No.	CURB REINFORCING 4 H1 BAR LENGTH	H2 BAR NO.	CURTAIN WALL REINFORCING 8 CW1 BARS LENGTH	8 CW2 BARS LENGTH	CW3 BARS NO.	CW4 BARS NO.	QUANTITIES * CONC. (m 3) BARREL	WINGS	REINF. (kg.) BARREL	WINGS	Design No.
1	10 100	70	18 060	17 730	116	114	8.02/m	26.9	833.7/m	1519	1
2	10 100	70	19 460	19 130	126	124	8.62/m	33.2	871.9/m	1816	2
3	10 100	70	20 860	20 530	136	134	9.22/m	40.3	910.1/m	2110	3
4	10 100	70	22 260	21 930	144	142	9.82/m	48.3	948.2/m	2818	4
5	11 600	80	19 560	19 230	126	124	9.17/m	28.2	1012.4/m	1598	5
6	11 600	80	20 960	20 630	136	134	9.77/m	34.5	1103.4/m	1895	6
7	11 600	80	22 360	22 030	146	144	10.37/m	41.7	1141.5/m	2191	7
8	11 600	80	23 760	23 430	154	152	10.97/m	49.7	1179.7/m	2899	8
9	11 600	80	25 160	24 830	164	162	11.57/m	58.5	1300.7/m	3786	9
10	13 100	90	22 460	22 130	146	144	10.98/m	35.9	1370.2/m	1974	10
11	13 100	90	23 860	23 530	156	154	11.58/m	43.0	1413.0/m	2271	11
12	13 100	90	25 260	24 930	164	162	12.18/m	51.0	1455.7/m	2980	12
13	13 100	90	26 660	26 330	174	172	12.78/m	59.9	1498.4/m	3848	13
14	13 100	90	28 060	27 730	184	182	13.38/m	69.6	1635.0/m	5039	14
15	14 600	100	23 960	23 630	156	154	12.25/m	37.2	1669.7/m	2053	15
16	14 600	100	25 360	25 030	166	164	12.85/m	44.3	1723.6/m	2350	16
17	14 600	100	26 760	26 430	174	172	13.45/m	52.4	1777.5/m	3060	17
18	14 600	100	28 160	27 830	184	182	14.05/m	61.2	1831.4/m	3930	18
19	14 600	100	29 560	29 230	194	192	14.65/m	70.9	1983.0/m	5120	19
20	14 600	100	30 960	30 630	202	200	15.25/m	81.6	2042.3/m	6864	20

* Wing Quantities include Wing footings, Curtain walls and Curbs.

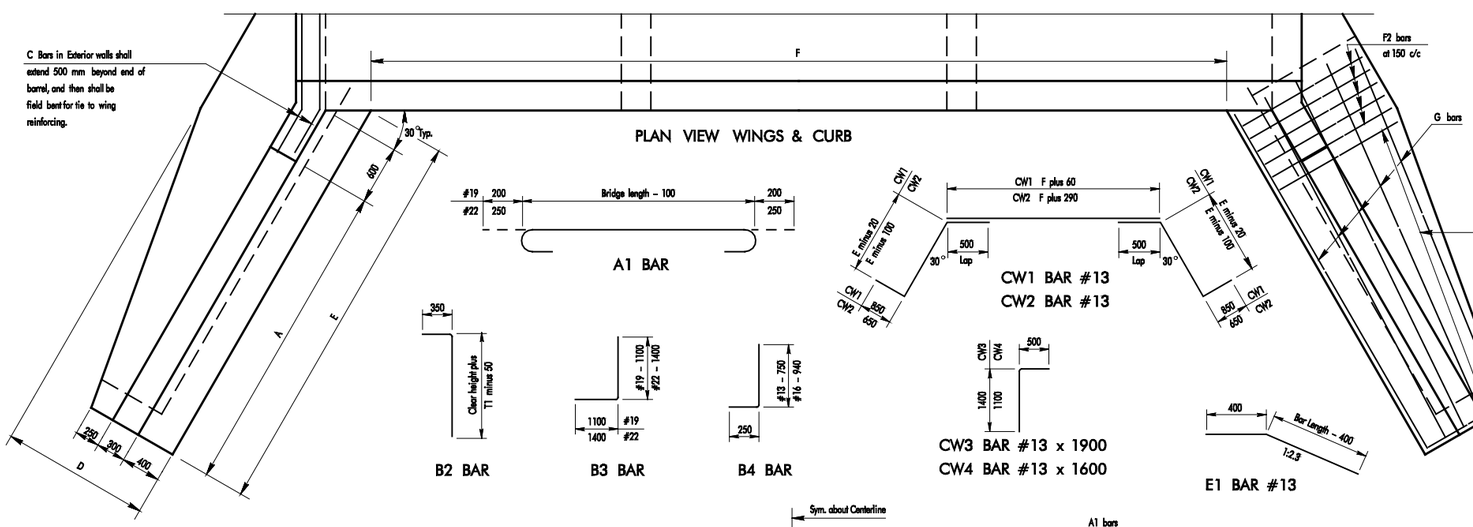

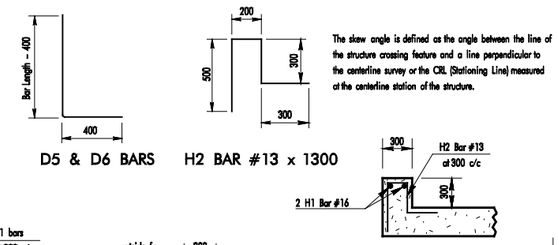

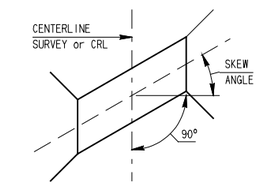

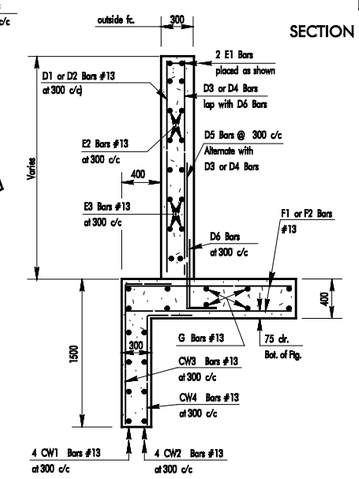

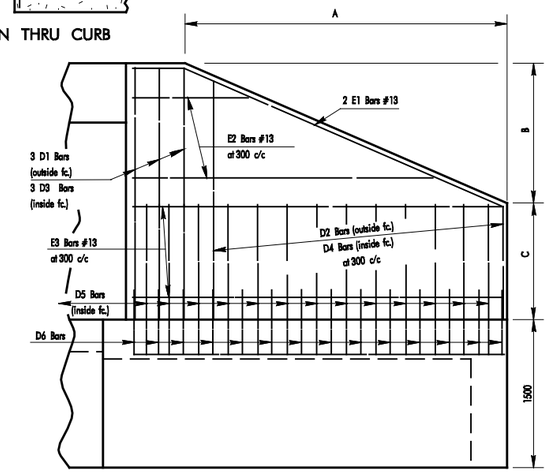

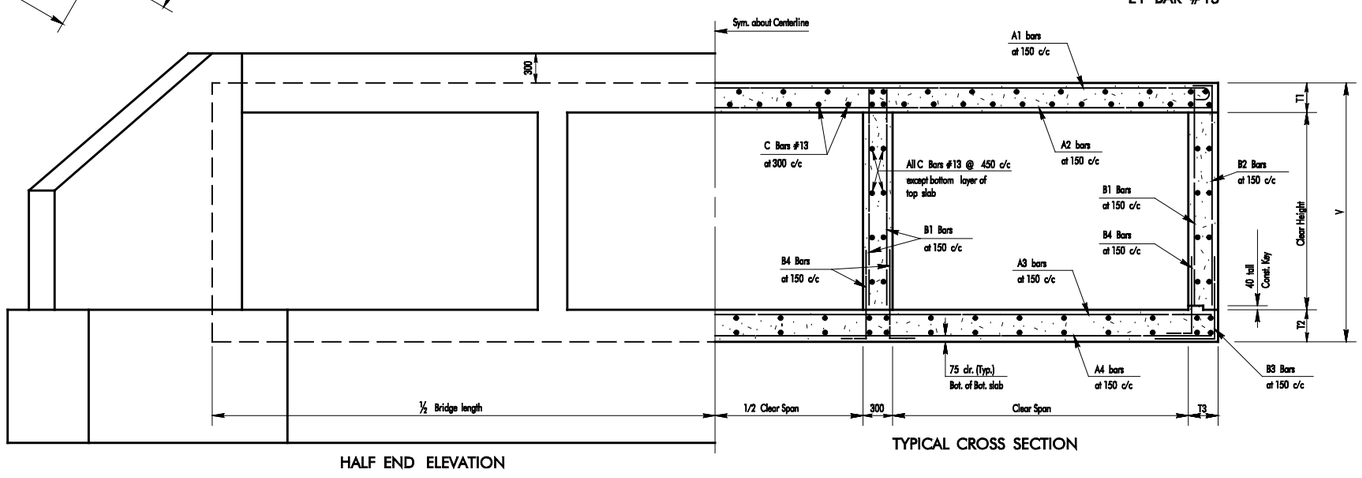

NOTE: If rock is ecountered during excavation for curtain walls, the curtain walls will be keyed a minimum of 150 mm into the rock.

NOTES:
All construction and materials shall be in accordance with the current Oklahoma Standard Specifications.

All concrete edges shall have a 40mm chamfer unless otherwise shown or noted. All chamfer strips shall be sized lumber.

All reinforcing steel shall have 50mm clearance unless otherwise shown or noted.

Roughen surface at all Construction Joints.

DESIGN DATA
Class "A" Concrete f'c = 21 MPa
Reinforcing Steel (Grade 420) fy = 420 MPa
Loading: MS 18
Design: Load Factor Design

APPROVED BY BRIDGE ENGINEER DATE

OKLAHOMA DEPT. OF TRANSPORTATION
DIVISION STANDARD (METRIC)
TRIPLE CELL REINFORCED CONCRETE BOX
SKEWED 0° (FILLS LESS THAN 1500mm)

1999 SPECIFICATIONS | RCB3B–1 | 00M

ALL DIMENSIONS ON THIS SHEET IN MILLIMETERS UNLESS OTHERWISE NOTED. | CB–04M